



GENERAL COUNCIL OF THE JUDICIARY – [www.poderjudicial.es](http://www.poderjudicial.es)

# **The Spanish Justice System: All the facts 2006**



## **JUDICIAL STATISTICS**

Published by

GENERAL COUNCIL OF THE JUDICIARY  
C/ Marqués de la Ensenada, 8 - 28071 Madrid (Spain)

# SUMMARY

STRUCTURE AND RESOURCES.....	6
NUMBER OF JUDICIAL DISTRICTS.....	7
SINGLE JUDGE COURTS .....	8
COLLEGIATE BODIES .....	9
MEMBERS OF THE JUDICIARY ORDERED BY HIGH COURT OF JUSTICE ...	10
MEMBERS OF THE JUDICIARY PER 100.000 INHABITANTS.....	11
AGE PYRAMID OF MAGISTRATES AND JUDGES .....	13
JUSTICES OF THE PEACE .....	14
PUBLIC PROSECUTORS.....	15
COURT CLERKS .....	16
STAFF DIGEST .....	17
STAFF OF JUDICIAL OFFICE .....	18
CENSUS OF LAWYERS AND SOLICITORS .....	19
STATE LEGAL SERVICE.....	20
REGISTRARS AND NOTARIES.....	21
PUBLIC FUNDING OF THE COURT SYSTEM.....	22
COMPENSATION FOR JUDICIAL DYSFUNCTIONS. PUBLICLY-FUNDED JUSTICE .....	23
JUDICIAL ACCOUNT .....	24
PERSONNEL TURNOVER .....	25
WORKLOAD AND CASES DISPOSED OF .....	29
CASES HANDLED .....	30
RATES .....	35
EVOLUTION 2004/2005.....	37
ANNUAL SERIES.....	40
DATA FROM THE HIGH COURTS OF JUSTICE. ....	47
REQUISITION LETTERS. AUXILIARY SERVICES.....	55
NUMBER OF CONVICTS IN PRISONS.....	56
HANDLING OF IMPORTANT CASES. ....	57
ACCELERATED SMALL CLAIM PROCEDURES.....	58
DIVORCES AND SEPARATIONS.....	59
WINDING UP PROCEEDINGS.....	60
CRIMINAL FAST TRACK HEARINGS. ....	61
JURY LAW. CAUSES WITH PROVISIONAL IMPRISONMENT .....	62
IMMIGRATION. ....	63
DOMESTIC VIOLENCE.....	64
VIOLENCE AGAINST WOMEN .....	66
COLLECTIVE DISPUTES, DISMISSALS, AMOUNTS,SOCIAL SEC.....	67
JUSTICE OF THE PEACE COURTS .....	68
THE QUALITY OF THE COURT SYSTEM.....	69
JUDGMENTS BY TYPE OF JUDGE.....	70
APPEALS .....	74
ESTIMATED LENGTH OF PROCEEDINGS.....	79
AVERAGE TIME OF PENDING PROCEEDINGS .....	85
COMPLAINTS .....	91

## **Presentation**

As part of its policy of transparency, the General Council of the Judiciary (GCJ), has taken, for the fourth time, the step of compiling "The Justice System: all the facts", which sets out the key statistics for 2.006 relating to the various elements making up the Spanish court system, including several comparisons with data compiled in 2.005 or earlier.

Most of the information was provided by the General Council of the Judiciary itself, although other official sources were also employed

The full document may be accessed at [www.poderjudicial.es](http://www.poderjudicial.es), where there is also available complementary and most updated information.

Carlos Ríos Izquierdo  
Member of the General Council of the  
Judiciary

---

## STRUCTURE AND RESOURCES

**Number of Judicial Districts <sup>1</sup>**

---

Andalusia	85
Aragon	16
Asturias	18
Balearic Islands	6
Canary Islands	19
Cantabria	8
Castille and Leon	41
Castille la Mancha	31
Catalonia	49
Valencian Comm.	36
Extremadura	21
Galicia	45
Madrid	21
Murcia	11
Navarre	5
Basque Country	14
Rioja (La)	3
Ceuta	1
Melilla	1
<b>Total</b>	<b>431</b>

---

---

<sup>1</sup> Data as at January 1, 2006

## Single Judge Courts <sup>2</sup>

<b>Exclusive Courts of the Judiciary</b>	<b>8</b>
<b>Civil:</b>	
Courts of First Instance	524
Family Courts of First Instance	76
Mortgage Courts of First Instance	2
Wardship Courts of First instance	9
Commercial Courts	32
Exclusive Public Registries	19
Central Public Registry	2
<b>TOTAL</b>	<b>664</b>
<b>Criminal:</b>	
Magistrates Courts	407
Violence against women Courts	18
Prison Courts	40
Criminal Courts	303
Prison Supervisory Courts	13
Juvenile Courts	78
Central Magistrates Courts	6
Central Criminal Courts	1
Central Juvenile Courts	1
Central Prison Supervisory Courts	1
<b>TOTAL</b>	<b>868</b>
<b>Mixed Civil and Criminal :</b>	
Courts of First Instance and Magistrates	1050
<b>TOTAL</b>	<b>1.050</b>
<b>Administrative:</b>	
Central Administrative Courts	10
Administrative Courts	175
<b>TOTAL</b>	<b>185</b>
<b>Labour:</b>	
Labour Courts	314
Courts of Labour enforcement	4
<b>TOTAL</b>	<b>318</b>
<b>Overall Total</b>	<b>3.093</b>

<sup>2</sup> Source: GCJ. Data as at January 1, 2006

---

**Collegiate Bodies**<sup>3</sup>


---

**Civil:**

Provincial courts. Civil Division	83
High Court 1st Chamber	1

---

**TOTAL** **84**


---

**Criminal:**

Provincial courts. Criminal Division	64
National court. Criminal Chamber	4
High Court 2nd. Chamber	1

---

**TOTAL** **69**


---

**Mixed Civil and Criminal:**

Provincial courts. Mixed Divisions	65
H.C.J. Civil and Criminal Chamber	17

---

**TOTAL** **82**


---

**Administrative:**

H.C.J. . Contentious Administrative Chamber	21
National court. Contentious Administrative Chamber	8
High Court 3rd Chamber	1

---

**TOTAL** **30**


---

**Labour:**

H.C.J. Labour Chamber	21
National court. Labour Chamber	1
High Court 4 <sup>th</sup> . Chamber	1

---

**TOTAL** **23**


---

**Military:**

High Court 5 <sup>th</sup> Chamber	1
------------------------------------	---

**High Court Special Chamber:**

High Court Special Chamber	1
----------------------------	---

---

**Overall Total** **290**


---



---

<sup>3</sup> Source: GCJ. Data as at January 1, 2006



### Members of the Judiciary <sup>4</sup>

	Exclusive Courts of the Judiciary and President N.C.	Civil and Criminal	Administrative	Labour	Military	Appointed to H.C.J	Total
Andalusia	2	612	66	81	0	23	<b>784</b>
Aragon	1	100	13	12	0	4	<b>130</b>
Asturias	0	97	15	25	0	3	<b>140</b>
Balearic Islans	1	98	7	8	0	3	<b>117</b>
Canary Islands	0	168	20	25	0	6	<b>219</b>
Cantabria	0	51	7	9	0	2	<b>69</b>
Castille and Leon	0	210	30	30	0	8	<b>278</b>
Castille la Mancha	0	128	14	18	0	5	<b>165</b>
Catalonia	1	532	44	79	0	21	<b>677</b>
Valencian Comm.	1	352	32	44	0	13	<b>442</b>
Extremadura	0	80	11	9	0	3	<b>103</b>
Galicia	0	228	28	39	0	8	<b>303</b>
Madrid	1	420	73	61	0	15	<b>570</b>
Murcia	0	92	14	13	0	3	<b>122</b>
Navarre	0	42	9	5	0	1	<b>57</b>
Basque Country	1	159	20	28	0	6	<b>214</b>
Rioja (La)	0	23	3	4	0	1	<b>31</b>
State: High Court and National Court	1	47	83	16	8	0	<b>155</b>
<b>Total</b>	<b>9</b>	<b>3.439</b>	<b>489</b>	<b>506</b>	<b>8</b>	<b>125</b>	<b>4.576</b>

<sup>4</sup> Source: General Council of Judiciary. Staff of Judges and Magistrates sitting in courts. Data as at January 1, 2006

**Members of the Judiciary per 100.000 inhabitants<sup>5</sup>**

Andalusia	9,66
Aragon	10,18
Asturias	13,00
Balearic Islands	11,69
Canary Islands	10,97
Cantabria	12,15
Castille and León	11,02
Castille la Mancha	8,54
Catalonia	9,49
Valencian Community	9,20
Extremadura	9,48
Galicia	10,95
Madrid	9,49
Murcia	8,90
Navarre	9,47
Basque Country	10,03
La Rioja	10,12
<b>Spain</b>	<b>10,24</b>

---

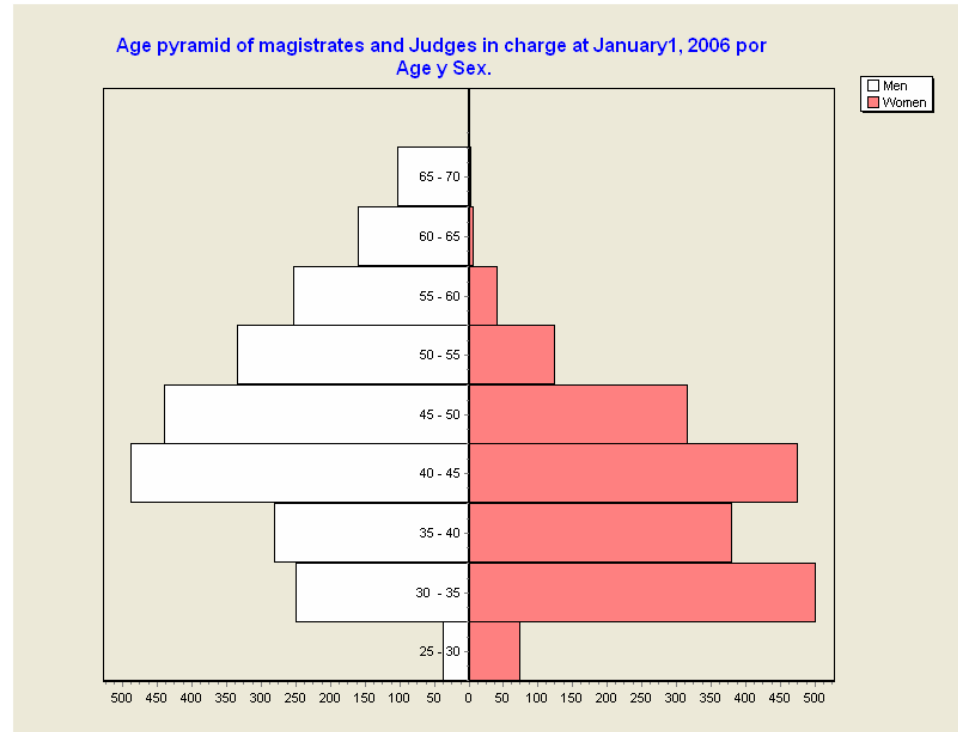
<sup>5</sup> Source: GCJ. Data as at January 1, 2.006

**Percentage of Judges and Senior Judges in the  
High Courts of Justice**

	<b>Civil and Criminal</b>	<b>Contentious- Administrative</b>	<b>Labour</b>	<b>Total</b>
Andalusia	18,0%	16,3%	16,5%	17,7%
Aragon	2,9%	3,2%	2,4%	2,9%
Asturias	2,9%	3,7%	5,1%	3,2%
Balearic Islands	2,9%	1,7%	1,6%	2,6%
Canary Islands	5,0%	4,9%	5,1%	5,0%
Cantabria	1,5%	1,7%	1,8%	1,6%
Castille and León	6,2%	7,4%	6,1%	6,3%
Castille la Mancha	3,8%	3,4%	3,7%	3,7%
Catalonia	15,7%	10,8%	16,1%	15,3%
Valencian Comm.	10,4%	7,9%	9,0%	10,0%
Extremadura	2,4%	2,7%	1,8%	2,3%
Galicia	6,7%	6,9%	8,0%	6,9%
Madrid	12,4%	18,0%	12,4%	12,9%
Murcia	2,7%	3,4%	2,7%	2,8%
Navarre	1,2%	2,2%	1,0%	1,3%
Basque Country	4,7%	4,9%	5,7%	4,8%
La Rioja	0,7%	0,7%	0,8%	0,7%

The Total column includes exclusive deans and assistant judges in  
the High Courts of Justice

### Age Pyramid of magistrates and judges in charge at January 1, 2006



---

**Justices of the Peace<sup>6</sup>**

---

Andalusia	685
Aragon	714
Asturias	60
Balearic Islands	61
Canary Islands	68
Cantabria	94
Castille and León	2.207
Castille la Mancha	888
Catalonia	897
Valencian Community	506
Extremadura	362
Galicia	270
Madrid	158
Murcia	34
Navarre	267
Basque Country	236
La Rioja	171
<b>Total</b>	<b>7.678</b>

---

---

<sup>6</sup> Source: GCJ. Data as at January 1, 2.006

## Public Prosecutors <sup>7</sup>

	Chief Prosecutors	Prosecutors <sup>1</sup>	Prosecuting Lawyers	Total
<b>Central bodies</b>	<b>20</b>	<b>100</b>	<b>0</b>	<b>120</b>
Public Prosecutor's office	6	18	0	24
Public Prosecutors in the High Court of Justice	9	36	0	45
Public Prosecutors in the Constitutional Court	1	7	0	8
Public Prosecutors in the Court of Auditors	1	4	0	5
Public Prosecutors in the National Court	1	14	0	15
Special Prosecutors for the prevention and repression of illegal drug trafficking	1	9	0	10
Special Prosecutors for the repression of economic offences related to corruption	1	12	0	13
<b>High Courts of Justice</b>	<b>0</b>	<b>1.187</b>	<b>567</b>	<b>1.754</b>
Andalusia	0	216	126	342
Aragon	0	34	14	48
Asturias (Principality of)	0	29	13	42
Balearic Islands	0	30	16	46
Canary Islands	0	63	24	87
Cantabria	0	17	7	24
Castille and Leon	0	65	40	105
Castille la Mancha	0	37	25	62
Catalonia	0	205	81	286
Valencian Community	0	135	54	189
Extremadura	0	27	19	46
Galicia	0	78	45	123
Madrid	0	156	51	207
Murcia	0	29	12	41
Navarre	0	10	5	15
Basque Country	0	48	32	80
La Rioja	0	8	3	11
<b>Total</b>	<b>20</b>	<b>1.287</b>	<b>567</b>	<b>1.874</b>

<sup>7</sup> Source: Public Prosecutor office. Data as at January 1, 2006

**Court Clerks<sup>8</sup>**

---

Andalusia	636
Aragon	99
Asturias	103
Balearic Islands	92
Canary Islands	171
Cantabria	53
Castille la Mancha	216
Castille and Leon	132
Catalonia	541
Valencian Community	356
Extremadura	81
Galicia	234
Madrid	430
Murcia	98
Navarre	43
Basque Country	168
Rioja (La)	25
Central Bodies	58
<b>Total</b>	<b>3.536</b>

---

---

<sup>8</sup> Source: Ministry of Justice. Data as at January 1, 2.006

### Staff digest

	Judges	Public Prosecutors	Court Clerks	Ratio Judge/Public Prosecutor	Ratio Judge/Court Clerk
Andalusia	784	342	636	2,29	1,23
Aragon	130	48	99	2,71	1,31
Asturias	140	42	103	3,33	1,36
Balearic Islands	117	46	92	2,54	1,27
Canary Islands	219	87	171	2,52	1,28
Cantabria	69	24	53	2,88	1,30
Castille and Leon	278	105	216	2,65	1,29
Castille la Mancha	165	62	132	2,66	1,25
Catalonia	677	286	541	2,37	1,25
Valencian Comm.	442	189	356	2,34	1,24
Extremadura	103	46	81	2,24	1,27
Galicia	303	123	234	2,46	1,29
Madrid	570	207	430	2,75	1,33
Murcia	122	41	98	2,98	1,24
Navarre	57	15	43	3,80	1,33
Basque Country	214	80	168	2,68	1,27
Rioja (La)	31	11	25	2,82	1,24
The State	155	120	58	1,29	2,67
<b>Total</b>	<b>4.576</b>	<b>1.874</b>	<b>3.536</b>	<b>2,44</b>	<b>1,29</b>



### Staff of Judicial Office<sup>9</sup>

	Forensic doctors	Legal Management Body	Legal Processing Body	Legal Assistance Body
Andalusia	168	1.860	2.968	1.391
Aragon	25	273	449	241
Asturias	21	295	501	238
Balearic Islands	17	282	459	208
Canary Islands	39	527	970	418
Cantabria	13	150	235	126
Castille and Leon	56	611	968	585
Castille la Mancha	39	386	582	361
Catalonia	176	1.921	2.949	1.354
Valencian Comm.	85	1.171	1.924	764
Extremadura	23	215	343	221
Galicia	49	648	1004	496
Madrid	84	1.720	2.567	990
Murcia	22	292	473	225
Navarre	8	127	176	104
Basque Country	47	531	844	420
Rioja (La)	6	63	122	61
Ceuta	2	36	57	28
Melilla	3	32	65	24
Central Bodies	30	266	638	143
<b>Total</b>	<b>913</b>	<b>11.406</b>	<b>18.294</b>	<b>8.398</b>

It includes all judicial staff working within courts as well as staff appointed to Public Prosecutor offices, Auxiliary Services, Institute of Legal Medicine and clerks. It does not include Legal Management Body appointed to Justices of the Peace, prisons and help of the victims.

<sup>9</sup>Source: Ministry of Justice. Data as at January 1, 2006.

## Census of Lawyers and Solicitors <sup>10</sup>

	Lawyers	Solicitors	Ratio Lawyers/Solicitor
Andalusia	18.017	1.838	9,80
Aragon	2.570	284	9,05
Asturias	2.604	347	7,50
Balearic Islands	2.253	177	12,73
Canary Islands	4.195	384	10,92
Cantabria	1.096	172	6,37
Castille and Leon	4.439	600	7,40
Castille la Mancha	2.832	405	6,99
Catalonia	18.338	811	22,61
Valencian Community	11.182	878	12,74
Extremadura	1.585	263	6,03
Galicia	5.516	666	8,28
Madrid	29.923	1.514	19,76
Murcia	2.563	272	9,42
Navarre	1.230	96	12,81
Basque Country	5.239	364	14,39
Rioja (La)	553	54	10,24
<b>Total</b>	<b>114.135</b>	<b>9.125</b>	<b>12,51</b>

Ratio Lawyers/Judge	24,94
Ratio Solicitors/Judge	1,99
Ratio Lawyers/Public Prosecutor	60,90
Ratio Solicitors/Public Prosecutor	4,87
Ratio Lawyers/Court Clerk	32,28
Ratio Solicitors/Court Clerk	2,58

<sup>10</sup> Sources: General Council of Lawyers; General Council of Court Solicitors.  
Data as at January I, 2.006

## State Legal Service <sup>11</sup>

<b>Management</b>	<b>13</b>
<b>Central bodies</b>	<b>131</b>
State Legal Service in the European Human Rights Court	2
Unit for European and International Assistance	6
Support Unit	11
State Legal Service in the Constitutional Court	5
State Legal Service in the Court of Auditors	3
State Legal Service in the High Court of Justice	19
State Legal Service in the National Court	24
State Legal Service in the Central Administrative Courts	6
State Legal Service in the Ministries	55
<b>Decentralized bodies</b>	<b>182</b>
State Legal Service in the High Courts of Justice (in the Autonomous Communities)	134
Rest of decentralized bodies	48

<sup>11</sup> Source: General Direction of the State Legal Service. Data as at January 1, 2006

**Registrars<sup>12</sup>****Permanent registrars**

Andalusia	160
Aragon	39
Asturias	25
Balearic Island	22
Canary Islands	32
Cantabria	16
Castille and Leon	74
Castille la Mancha	48
Catalonia	140
Valencian Community	107
Extremadura	24
Galicia	58
Madrid	111
Murcia	26
Navarre	12
Basque Country	40
Rioja (La)	10
<b>Total</b>	<b>944</b>

**Notaries<sup>13</sup>****Notaries in active**

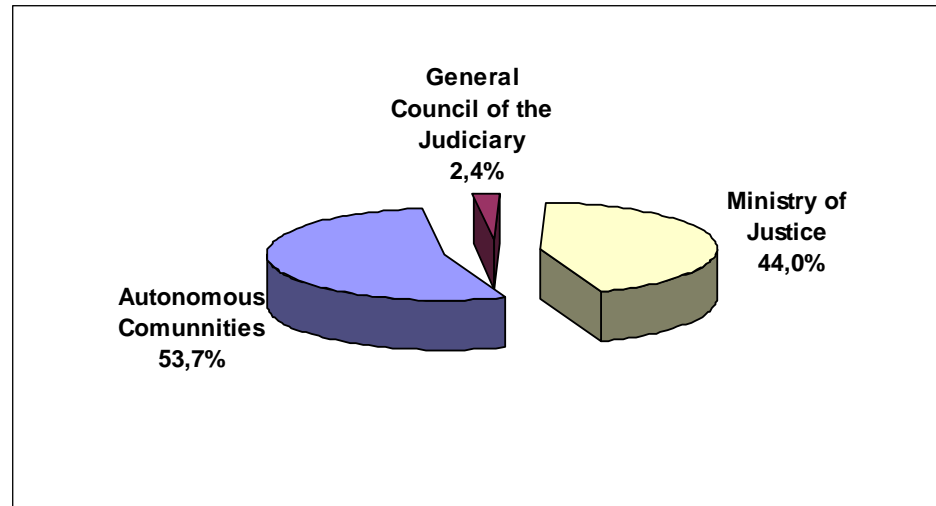
Andalusia	484
Aragon	92
Asturias	70
Balearic Island	73
Canary Islands	93
Cantabria	43
Castille and Leon	178
Castille la Mancha	128
Catalonia	496
Valencian Community	340
Extremadura	76
Galicia	161
Madrid	332
Murcia	83
Navarre	42
Basque Country	146
Rioja (La)	20
<b>Total</b>	<b>2.857</b>

<sup>12</sup> Source: Colegio de Registradores de la Propiedad y Mercantiles de España. Data as at January I, 2.006

<sup>13</sup> Source: General Council of Notary. Data as at January I, 2.006

## Public-funding of the Court System <sup>14</sup>

	2.005	2.006	Evolución
Andalusia	299.007	349.567	16,9%
Canary Islands	115.173	130.226	13,1%
Catalonia	304.162	332.293	9,3%
Valencian Community	155.113	168.436	8,6%
Galicia	70.645	71.886	1,8%
Madrid	225.686	255.939	13,4%
Navarre	23.792	24.880	4,6%
Basque Country	104.975	125.477	19,5%
<b>Autonomous Communities</b>	<b>1.298.552</b>	<b>1.458.704</b>	<b>12,3%</b>
General Council of the Judiciary	62.347	64.831	4,0%
Ministry of Justice	1.057.691	1.195.299	13,0%
<b>Total</b>	<b>2.408.536</b>	<b>2.718.834</b>	<b>12,9%</b>



<sup>14</sup> Figures in € 000. Sources: General Council of the Judiciary. Public Funding for Directions of Relationships Administration of Justice.

**Payments made for Institutional Liability in the year charged to the State for abnormal functioning of the Administration of Justice<sup>15</sup>**

	2005		2006	
	Number of cases	Costs	Number of cases	Costs
Administrative decision	92	451.145	81	323.769
Judgement of the Nacional Court	33	747.422	32	536.277
Judgment of the High Court	1	12.020	2	32.529
<b>Total</b>	<b>126</b>	<b>1.210.587</b>	<b>115</b>	<b>892.575</b>

	2005		2006	
	Number of cases	Payments	Number of cases	Payments
<b>Payments for salaries processed charged to the State</b>	1.038	8.003.061	1.056	7.930.102

**Spending on Public Funding Access to Justice<sup>16</sup>**

	2005	2006	Evolución
Andalusia	23.002.458	29.533.578	28,4%
Canary Islands	9.113.815	11.122.510	22,0%
Catalonia	39.999.155	43.635.456	9,1%
Valencian Comm.	10.845.260	11.758.760	8,4%
Galicia	6.423.433	7.245.170	12,8%
Madrid	21.328.742	25.946.000	21,6%
Navarre	1.500.000	1.580.000	5,3%
Basque Country	7.883.167	8.881.646	12,7%
Ministry of Justice	27.626.400	27.626.400	0,0%
<b>Total</b>	<b>147.724.435</b>	<b>167.331.526</b>	<b>23,3%</b>

<sup>15</sup> Source: Ministry of Justice. Year 2006. Figures in €

<sup>16</sup> According to Public Funding of the Court System initially passed. As this part of the Public Funding is reinforced, the spending is finally higher.

**Judicial Account<sup>17</sup>**

	<b>Balance</b>	<b>Entries</b>	<b>Payments</b>	<b>Total movements</b>
Andalusia	561.426.267	1.613.026	898.748	2.511.774
Aragon	48.879.230	300.604	214.474	515.078
Asturias	41.852.694	405.209	277.276	682.485
Balearic Islands	81.368.776	255.670	158.026	413.696
Canary Islands	149.623.586	548.042	224.541	772.583
Cantabria	29.743.297	149.056	115.175	264.231
Castille and Leon	99.065.478	494.516	391.504	886.020
Castille la Mancha	101.521.804	305.117	173.242	478.359
Catalonia	474.518.315	2.071.501	1.173.289	3.244.790
Valencian Comm.	287.546.664	1.071.307	621.888	1.693.195
Extremadura	36.892.377	159.254	131.347	290.601
Galicia	169.334.428	634.870	411.535	1.046.405
Madrid	707.697.285	1.487.440	804.853	2.292.293
Murcia	79.028.788	248.207	143.460	391.667
Navarre	29.441.327	109.502	82.151€	191.653
Basque Country	88.014.206	416.598	322.581	739.179
Rioja (La)	12.048.647	57.011	41.407	98.418
<b>Total</b>	<b>2.998.003.169</b>	<b>10.326.930</b>	<b>6.185.497</b>	<b>16.512.427</b>

<b>Jurisdictions</b>	<b>Balance</b>	<b>Entries</b>	<b>Payments</b>	<b>Total movements</b>
Unspecified	360.603.213	908.813	584.060	1.492.873
Civil	1.478.038.259	6.679.303	3.773.316	10.452.619
Criminal	955.927.466	2.444.279	1.543.633	3.987.912
Labour	177.528.179	266.458	260.565	527.023
Administrative	25.087.439	23.840	21.178	45.018
Constitucional	33.602	439	299	738
Military	476.088	1.040	736	1.776
Juvenile	308.924	2.758	1.710	4.468
<b>Total</b>	<b>2.998.003.169</b>	<b>10.326.930</b>	<b>6.185.497</b>	<b>16.512.427</b>

<sup>17</sup> Source: Ministry of Justice. 2006. Figures in €

## ***Personnel turnover***<sup>18</sup>

---

<sup>18</sup> Source: Judicial Statistics of the GCJ



Using the data on the organic staff of judicial bodies and the staff status contained in the statistics reports, three indicators have been prepared on the staff status, applied to each of the professional categories. These indicators are as follows:

**Rotation index (RI):** Number of investitures both of permanent positions and others, divided by the organic staff in the category. This is a measurement of the stability of the staff.

**Percentage of coverage by non-permanent staff (PCNP):** The total number of days in which positions of a particular category have been occupied by non-permanent staff members, divided by the number of staff members in that category multiplied by 365. This is expressed as a percentage.

**Percentage of non-covered days (PNCD):** The total number of days in which positions of a particular category have been left uncovered, divided by the number of staff members in that category multiplied by 365. This is expressed as a percentage.

#### National Court

	Senior Judge	Clerk	Management of Proceedings	Handling of Proceedings	Judicial Assistance
<b>PCNP</b>	1,4%	6,6%	3,3%	7,0%	9,1%
<b>PNCD</b>	0,6%	0,2%	0,5%	1,9%	0,3%
<b>RI</b>	0,1	0,1	0,2	0,3	0,2

#### High Courts of Justice

	Senior Judge	Clerk	Management of Proceedings	Handling of Proceedings	Judicial Assistance
<b>PCNP</b>	2,2%	2,2%	9,2%	12,0%	20,5%
<b>PNCD</b>	1,1%	0,0%	2,1%	1,9%	2,1%
<b>RI</b>	0,1	0,3	0,3	0,3	0,4

### Provincial Courts

	Senior Judge	Clerk	Management of Proceedings	Handling of Proceedings	Judicial Assistance
<b>PCNP</b>	4,5%	7,3%	9,6%	11,5%	20,1%
<b>PNCD</b>	0,1%	0,1%	0,7%	1,0%	1,2%
<b>RI</b>	0,1	0,1	0,2	0,2	0,3

### Courts of Enquiry, Courts of First Instance and Courts of First Instance and Enquiry

	Senior Judge	Clerk	Management of Proceedings	Handling of Proceedings	Judicial Assistance
<b>PCNP</b>	6,9%	14,7%	11,5%	15,3%	20,3%
<b>PNCD</b>	0,6%	0,8%	1,3%	1,3%	1,1%
<b>RI</b>	0,6	0,5	0,3	0,3	0,4

### Commercial Courts

	Senior Judge	Clerk	Management of Proceedings	Handling of Proceedings	Judicial Assistance
<b>PCNP</b>	2,8%	6,3%	6,2%	10,0%	18,1%
<b>PNCD</b>	0,3%	1,2%	1,0%	1,4%	0,7%
<b>RI</b>	0,2	0,5	0,3	0,3	0,3

### Courts of Violence Against Women

	Senior Judge	Clerk	Management of Proceedings	Handling of Proceedings	Judicial Assistance
<b>PCNP</b>	7,6%	19,1%	14,5%	16,1%	18,0%
<b>PNCD</b>	1,0%	1,3%	1,3%	1,2%	0,7%
<b>RI</b>	0,6	0,6	0,6	0,3	0,2

### Criminal Courts

	Senior Judge	Clerk	Management of Proceedings	Handling of Proceedings	Judicial Assistance
<b>PCNP</b>	4,5%	11,0%	13,9%	19,8%	27,9%
<b>PNCD</b>	0,1%	0,6%	2,0%	1,5%	1,6%
<b>RI</b>	0,2	0,2	0,2	0,2	0,1

### Juvenile Courts

	Senior Judge	Clerk	Management of Proceedings	Handling of Proceedings	Judicial Assistance
<b>PCNP</b>	1,6%	7,7%	19,9%	17,2%	24,2%
<b>PNCD</b>	0,8%	0,9%	1,7%	1,2%	1,6%
<b>RI</b>	0,3	0,2	0,5	0,4	0,3

### Administrative Courts

	Senior Judge	Clerk	Management of Proceedings	Handling of Proceedings	Judicial Assistance
<b>PCNP</b>	5,2%	4,9%	7,2%	9,6%	15,5%
<b>PNCD</b>	0,2%	0,3%	0,9%	0,8%	1,1%
<b>RI</b>	0,3	0,3	0,3	0,4	0,4

### Labour Courts

	Senior Judge	Clerk	Management of Proceedings	Handling of Proceedings	Judicial Assistance
<b>PCNP</b>	4,5%	7,3%	9,6%	11,5%	20,1%
<b>PNCD</b>	0,3%	0,4%	1,0%	1,6%	2,0%
<b>RI</b>	0,4	0,3	0,3	0,3	0,3

### Prison Supervisory Courts

	Senior Judge	Clerk	Management of Proceedings	Handling of Proceedings	Judicial Assistance
<b>PCNP</b>	3,8%	3,1%	10,1%	12,8%	18,7%
<b>PNCD</b>	0,1%	0,4%	0,4%	0,5%	1,7%
<b>RI</b>	0,4	0,3	0,4	0,4	0,5

### Common Offices of Document Service and Attachments

	Senior Judge	Clerk	Management of Proceedings	Handling of Proceedings
<b>PCNP</b>	6,1%	5,7%	8,9%	8,4%
<b>PNCD</b>	1,6%	0,9%	0,6%	0,9%
<b>RI</b>	0,3	0,2	0,3	0,2

## Workload and cases disposed of <sup>19</sup>

---

<sup>19</sup> Judicial Statistics. General Council of the Judiciary. 2006.

### Cases handled in 2006. All jurisdictions

	Cases handled			Judgments
	Set down	Disposed of	Pending at the year end	
Civil	1.366.503	1.295.724	855.056	437.998
Criminal	6.078.270	6.022.618	986.419	622.103
Administrative	254.988	221.225	324.957	146.696
Labour	343.347	322.786	164.935	214.240
Military	241	262	96	172
High Court of Special Chambers	460	397	94	14
<b>TOTAL</b>	<b>8.043.809</b>	<b>7.863.012</b>	<b>2.331.557</b>	<b>1.421.223</b>

	Enforcement of Judgments		
	Set down	Disposed of	Pending at the year end
Civil	373.025	309.390	956.613
Criminal	343.431	414.957	417.420
Administrative	12.142	11.505	14.249
Labour	58.903	60.326	45.538
Military	0	0	0
High Court of Special Chambers	0	2	1
<b>TOTAL</b>	<b>787.501</b>	<b>796.180</b>	<b>1.433.821</b>

### Cases handled in 2006. Civil Courts

	Cases handled			Judgments
	Set down	Disposed of	Pending at the year end	
Courts of First Instance	570.288	546.350	346.589	135.718
Comercial Courts	21.272	16.739	14.009	7.214
Violence against Women Courts	12.923	9.409	6.557	3830
Family Courts of First Instance	109.623	107.311	37.414	63.375
Courts of First Instance and Magistrates	524.175	483.385	370.085	155.862
Juvenile Courts	27.815	29.345	29.231	2.800
Provincial Courts. Civil Division	73.485	74.387	32.504	51.316
Provincial Courts. Mixed Divisions	23.013	22.911	8.047	16.421
H.C.J. Sala Civil and Criminal Chambers	306	315	93	122
Central Juvenile Courts	0	0	0	0
High Court 1 <sup>st</sup> Chamber	3.603	5.572	10.527	1.340
<b>TOTAL</b>	<b>1.366.503</b>	<b>1.295.724</b>	<b>855.056</b>	<b>437.998</b>

	Enforcement of Judgments		
	Set down	Disposed of	Pending at the year end
Courts of First Instance	190.910	163.470	491.297
Commercial Courts	3.449	1.218	3.889
Violence against Women Courts	878	326	609
Family Courts of First Instance	17.903	17.988	27.234
Courts of First Instance and Magistrates	158.621	125.532	431.752
Juvenile Courts	1.262	852	1.829
Central Juvenile Courts	0	1	3
H.C.J. Civil and Criminal Chamber	2	3	0
<b>TOTAL</b>	<b>373.025</b>	<b>309.390</b>	<b>956.613</b>

### Cases handled in 2006. Criminal Courts

	Cases handled			Judgments
	Set down	Disposed of	Pending at the year end	
Magistrates Courts	3.093.785	3.113.339	297.163	198.445
Courts of First Instance and Magistrates	2.316.303	2.263.621	497.754	185.092
Violence against Women Courts	155.938	135.924	43.832	19.799
Juvenile Courts	33.934	34.766	21.933	19.858
Prison Supervisory Courts	178.913	179.048	14.983	-
Criminal Courts	141.953	139.747	73.990	127.603
Provincial courts. Criminal Division	109.444	107.989	23.479	55.043
Provincial courts. Mixed Divisions	28.652	28.374	4.283	14.447
H.C.J. Civil and Criminal Chamber	605	591	90	122
Central Magistrates Courts	3.134	3.501	1.739	-
Central Criminal Courts	78	82	31	81
Central Juvenile Courts	4	2	2	0
Central Prison Supervisory Court	8.056	7.704	4.099	-
National court. Criminal Chamber	3.126	3.168	933	281
High Court 2nd Chamber	4.345	4.762	2.108	1.332
<b>TOTAL</b>	<b>6.078.270</b>	<b>6.022.618</b>	<b>986.419</b>	<b>622.103</b>

### Enforcement of Judgments

	Set down	Disposed of	Pending at the year end
Magistrates Courts	75.386	77.539	41.390
Courts of First Instance and Magistrates	66.558	70.525	55.301
Violence against Women Courts	2.682	1792	1628
Juvenile Courts	20.544	21.432	29.514
Criminal Courts	141.392	180.762	204.004
Courts of Enforcement Criminal	25.921	43.568	63.225
Provincial courts. Criminal Division	7.648	14.004	15.850
Provincial courts. Mixed Divisions	2.558	4.665	4.250
H.C.J. Civil and Criminal Chamber	3	4	4
Central Criminal Courts	99	154	257
Central Juvenile Courts	0	6	9
National court. Criminal Chamber	639	505	1.987
High Court 2nd Chamber	1	1	1
<b>TOTAL</b>	<b>343.431</b>	<b>414.957</b>	<b>417.420</b>

### Cases handled in 2006. Administrative Courts

	Cases handled			Judgments
	Set down	Disposed of	Pending at the year end	
Administrative Courts	148.829	109.592	124.192	68.059
Central Administrative Courts	6.574	4.345	4.979	3.089
H.C.J. Contentious Administrative Chamber	79.604	85.956	168.759	64.455
National court. Contentious Administrative Chamber	7.247	8.482	9.748	6.469
High Court 3rd Chamber	12.734	12.850	17.279	4.624
<b>TOTAL</b>	<b>254.988</b>	<b>221.225</b>	<b>324.957</b>	<b>146.696</b>

	Enforcement of Judgments		
	Set down	Disposed of	Pending at the year end
Administrative Courts	5.130	4.660	5.660
Central Administrative Courts	153	198	137
H.C.J. Contentious Administrative Chamber	6.509	6.276	8.080
National court. Contentious Administrative Chamber	332	354	361
High Court 3rd Chamber	18	17	11
<b>TOTAL</b>	<b>12.142</b>	<b>11.505</b>	<b>14.249</b>



### Cases handled in 2006. Labour Courts

	Cases handled			Judgments
	Set down	Disposed of	Pending at the year end	
Labour Courts	276.860	257.762	118.079	156.942
H.C.J. . Labour Chamber	60.942	58.748	40.583	55.983
National court. Labour Chamber	212	197	72	111
High Court 4th Chamber	5.333	6.079	6.201	1.204
<b>TOTAL</b>	<b>343.347</b>	<b>322.786</b>	<b>164.935</b>	<b>214.240</b>

	Enforcement of Judgments		
	Set down	Disposed of	Pending at the year end
Labour Courts	50.537	51.426	37.831
Courts of enforcement Labour	8.292	8.818	7.679
H.C.J. Labour Chamber	54	58	24
National court. Labour Chamber	20	24	4
<b>TOTAL</b>	<b>58.903</b>	<b>60.326</b>	<b>45.538</b>

### Rates 2006. Ordered by Jurisdiction

	Disposed of	Pending	Judgement	Backlog
Civil	0,95	0,66	0,34	1,67
Criminal	0,99	0,16	0,10	1,16
Administrative	0,87	1,47	0,66	2,51
Labour	0,94	0,51	0,66	1,56
Military	1,09	0,37	0,66	1,37
High Court Special Chamber	0,86	0,24	0,04	1,24
<b>TOTAL</b>	<b>0,98</b>	<b>0,30</b>	<b>0,18</b>	<b>1,30</b>

### Rates 2006. Civil

	Disposed of	Pending	Judgement	Backlog
Courts of First Instance	0,96	0,63	0,25	1,65
Comercial Courts	0,79	0,84	0,43	1,85
Violence against Women Courts	0,73	0,70	0,41	1,69
Family Courts of First Instance	0,98	0,35	0,59	1,36
Courts of First Instance and Magistrates	0,92	0,77	0,32	1,78
Juvenile Courts	1,06	1,00	0,10	2,01
Provincial courts. Civil Division	1,01	0,44	0,69	1,42
Provincial courts. Mixed Divisions	1,00	0,35	0,72	1,35
H.C.J. . Civil and Criminal Chamber	1,03	0,30	0,39	1,30
High Court 1st Chamber	1,55	1,89	0,24	2,89
<b>TOTAL</b>	<b>0,95</b>	<b>0,66</b>	<b>0,34</b>	<b>1,67</b>

**Pending rate.** Number of pending proceedings at end of the year divided by the number of proceedings disposed of.

**Disposal rate.** Number of proceedings disposed of divided by the number of incoming cases related to a certain period of time. It relates the number of incoming cases to the capability to decide the cases.

**Clearance rate.** A quotient where the numerator is the sum of the pending and incoming proceedings at the beginning of the period and the denominator is the number of cases disposed of in the same period.

**Decision rate:** Number of judgements divided by the number of proceedings disposed of. Data is shown by percent.

**Rates 2006. Criminal**

	Disposed of	Pending	Judgement	Backlog
Magistrate Courts	1,01	0,1	0,06	1,09
Courts of First Instance and Magistrates	0,98	0,22	0,08	1,23
Violence against Women Courts	0,87	0,32	0,15	1,3
Juvenile Courts	1,02	0,63	0,57	1,62
Prison Supervisory Courts	1	0,08	-	1,09
Criminal Courts	0,98	0,53	0,91	1,5
Provincial courts. Criminal Division	0,99	0,22	0,51	1,22
Provincial courts. Mixed Divisions	0,99	0,15	0,51	1,16
H.C.J. Civil and Criminal Chamber	0,98	0,15	0,21	1,15
Central Magistrates Courts	1,12	0,5	-	1,41
Central Criminal Courts	1,05	0,38	0,99	1,34
Central Juvenile Courts	0,5	1	0	3
Central Prison Supervisory Court	0,96	0,53	-	1,53
National court. Criminal Chamber	1,01	0,29	0,09	1,36
High Court 2nd Chamber	1,1	0,44	0,28	1,44
<b>TOTAL</b>	<b>0,99</b>	<b>0,16</b>	<b>0,1</b>	<b>1,16</b>

**Rates 2006. Administrative**

	Disposed of	Pending	Judgement	Backlog
Administrative Courts	0,74	1,13	0,62	2,11
Central Administrative Courts	0,66	1,15	0,71	2,13
H.C.J. . Contentious Administrative Chamber	1,08	1,96	0,75	3,06
National Court. Contentious Administrative Chamber	1,17	1,15	0,76	2,14
High Court 3rd Chamber	1,01	1,34	0,36	2,66
<b>TOTAL</b>	<b>0,87</b>	<b>1,47</b>	<b>0,66</b>	<b>2,51</b>

**Rates 2006. Labour**

	Disposed of	Pending	Judgement	Backlog
Labour Courts	0,93	0,46	0,61	1,52
H.C.J. . Labour Chamber	0,96	0,69	0,95	1,69
National court. Labour Chamber	0,93	0,37	0,56	1,4
High Court 4th Chamber	1,14	1,02	0,2	2,02
<b>TOTAL</b>	<b>0,94</b>	<b>0,51</b>	<b>0,66</b>	<b>1,56</b>

### Variation between 2005 and 2006. Ordered by Jurisdiction

	Set down	Disposed of	Pending at the year end	Judgments	Court Orders
Civil	5,6%	5,5%	6,9%	3,4%	9,0%
Criminal	4,6%	3,6%	9,1%	0,7%	6,1%
Administrative	15,1%	1,2%	10,0%	5,9%	-4,8%
Labour	0,2%	-0,9%	3,4%	-1,9%	15,0%
Military	-3,6%	-21,3%	-18,0%	-27,7%	-12,6%
High Court. Special Chambers	461,0%	584,5%	203,2%	55,6%	691,5%
<b>TOTAL</b>	<b>4,9%</b>	<b>3,6%</b>	<b>8,0%</b>	<b>1,6%</b>	<b>7,7%</b>

### Variation between 2005 and 2006. Civil

	Set down	Disposed of	Pending at the year end	Judgments	Court Orders
Courts of First Instance	6,0%	6,9%	5,6%	1,9%	10,7%
Comercial Courts	47,3%	91,8%	87,5%	119,2%	53,7%
Family Courts of First Instance	4,6%	6,1%	4,4%	9,8%	8,1%
Courts of First Instance and Magistrates	3,6%	2,6%	8,2%	2,0%	6,6%
Juvenile Courts	-0,1%	1,7%	-12,5%	0,8%	-0,4%
Provincial courts. Civil Division	2,8%	1,1%	3,0%	-1,8%	9,3%
Provincial courts. Mixed Divisions	-14,5%	-17,7%	-4,0%	-19,1%	-13,0%
H.C.J. Civil and Criminal Chamber	-13,1%	-12,3%	-8,8%	-13,5%	-11,9%
Central Juvenile Courts	-	-100,0%	-	-100,0%	-37,5%
High Court 1st Chamber	-15,2%	-5,7%	-15,8%	29,8%	-13,7%
<b>TOTAL</b>	<b>5,6%</b>	<b>5,5%</b>	<b>6,9%</b>	<b>3,4%</b>	<b>9,0%</b>

## Variation between 2005 and 2006. Criminal

	Set down	Disposed of	Pending at the year end	Judgments	Court Orders
Magistrates Courts	3,2%	3,3%	3,0%	-0,5%	-3,5%
Courts of First Instance and Magistrates	1,2%	-0,9%	6,6%	-5,5%	-29,6%
Juvenile Courts	1,2%	-0,1%	-4,2%	-2,5%	-1,0%
Prison Supervisory Courts	-0,2%	0,4%	-3,2%	-	-
Criminal Courts	4,4%	1,5%	10,1%	0,8%	-
Provincial Courts. Criminal Division	12,1%	13,3%	8,1%	5,5%	22,7%
Provincial courts. Mixed Divisions	-16,8%	-17,5%	-13,3%	-23,7%	-9,5%
H.C.J. Civil and Criminal Chamber	-9,0%	-14,8%	18,4%	-6,9%	-14,0%
Central Magistrates Courts	-16,2%	-10,2%	-3,7%	-	-
Central Criminal Courts	-22,8%	-24,8%	-3,1%	-22,1%	-
Central Juvenile Courts	300,0%	-	0,0%	-	-
Central Prison Supervisory Court	-22,0%	-19,1%	9,4%	-	-
National Court. Criminal Chamber	-5,4%	1,4%	-21,3%	17,6%	-26,4%
High Court 2nd Chamber	3,9%	-6,9%	-16,5%	-9,5%	-5,8%
<b>TOTAL</b>	<b>4,6%</b>	<b>3,6%</b>	<b>9,1%</b>	<b>0,7%</b>	<b>6,1%</b>

### Variation between 2005 and 2006. Administrative

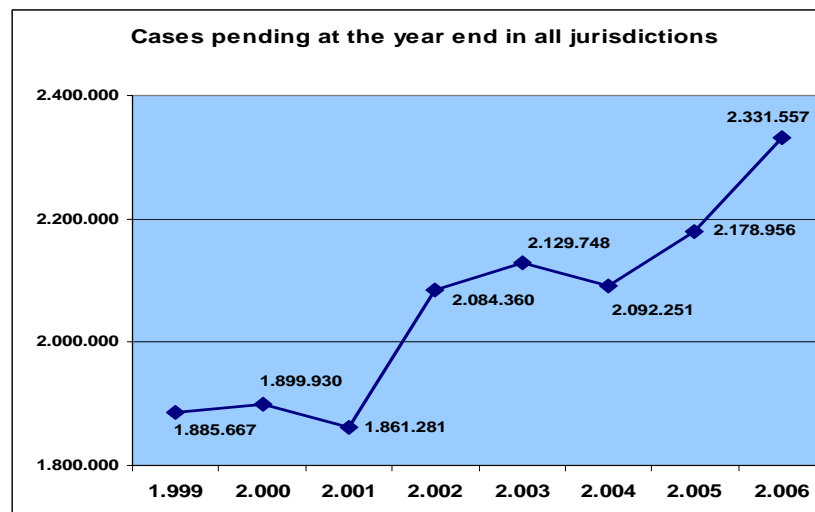
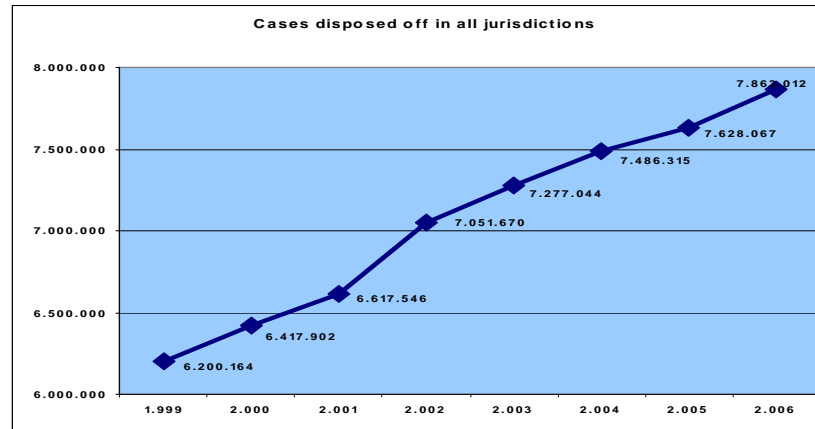
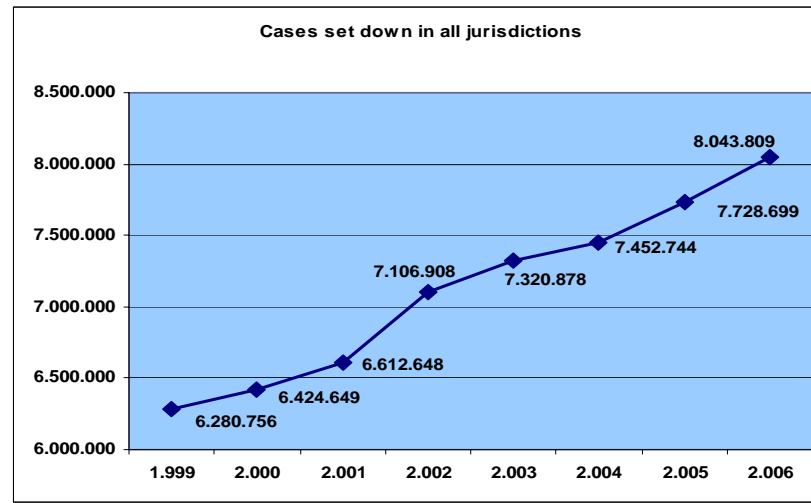
	Set down	Disposed of	Pending at the year end	Judgments	Court Orders
Administrative Courts	27,1%	10,0%	50,4%	14,3%	2,6%
Central Administrative Courts	32,6%	-2,3%	85,0%	-1,0%	-4,2%
H.C.J. Contentious Administrative Chamber	-0,5%	-6,5%	-5,2%	0,4%	-13,6%
National court. Contentious Administrative Chamber	1,5%	-9,8%	-10,4%	-14,9%	-13,7%
High Court 3rd Chamber	2,8%	-2,5%	-19,2%	11,5%	-7,1%
<b>TOTAL</b>	<b>15,1%</b>	<b>1,2%</b>	<b>10,0%</b>	<b>5,9%</b>	<b>-4,8%</b>

### Variation between 2005 and 2006. Labour

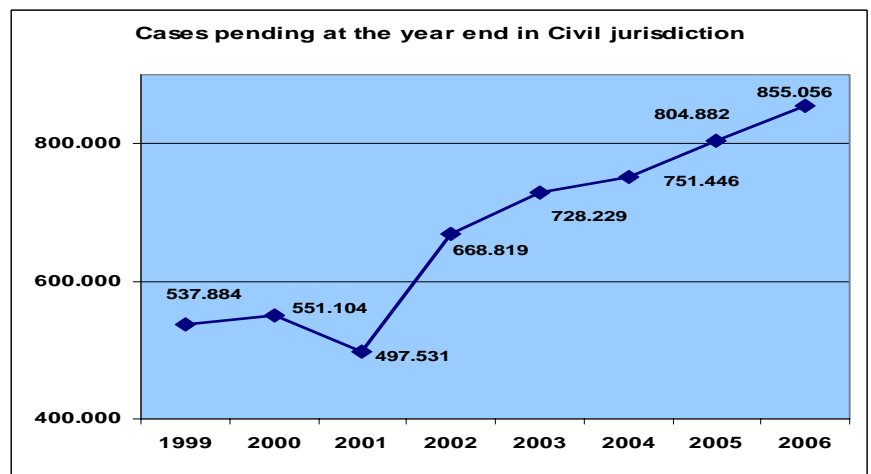
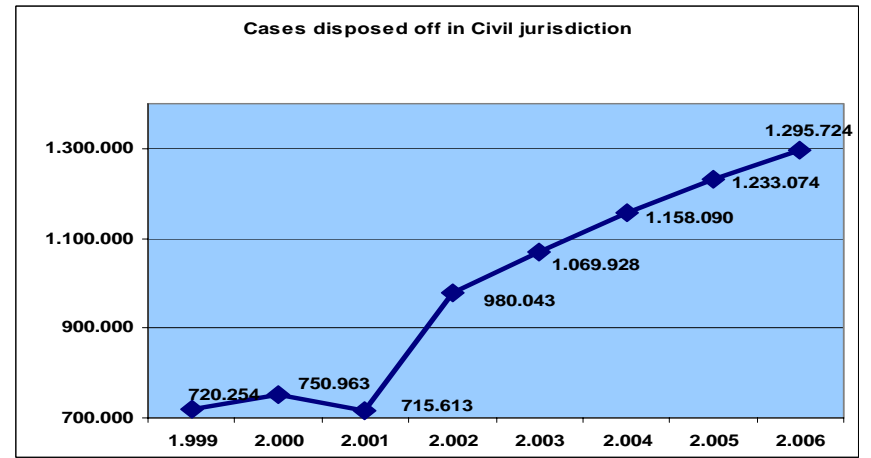
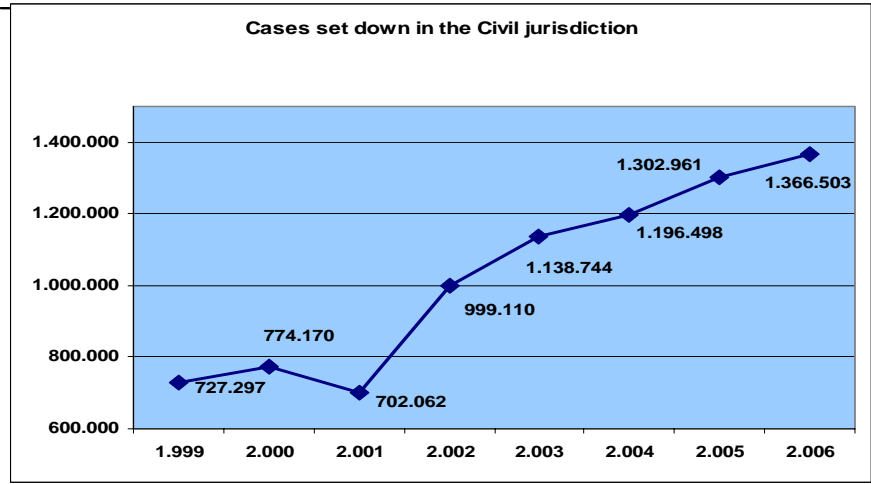
	Set down	Disposed of	Pending at the year end	Judgments	Court Orders
Labour Courts	0,2%	-0,7%	3,7%	-1,2%	-
H.C.J. Labour Chamber	0,7%	-3,5%	5,1%	-3,7%	1,0%
National court. Labour Chamber	21,1%	0,0%	12,5%	7,8%	-9,4%
High Court 4th Chamber	-9,5%	18,0%	-10,7%	-2,3%	24,4%
<b>TOTAL</b>	<b>0,2%</b>	<b>-0,9%</b>	<b>3,4%</b>	<b>-1,9%</b>	<b>15,0%</b>

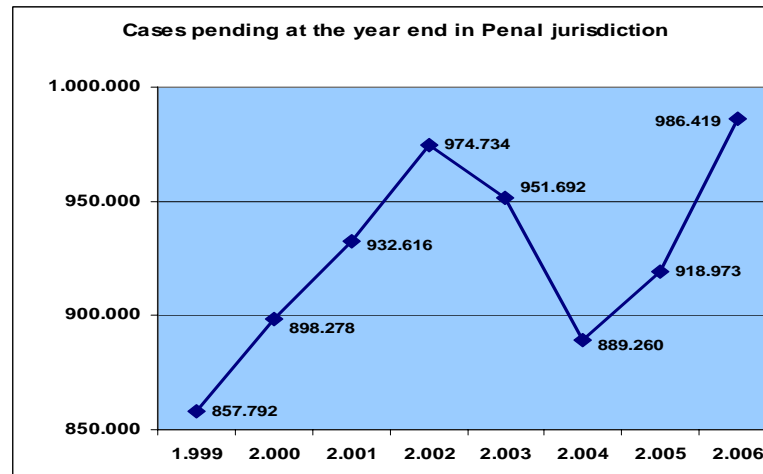
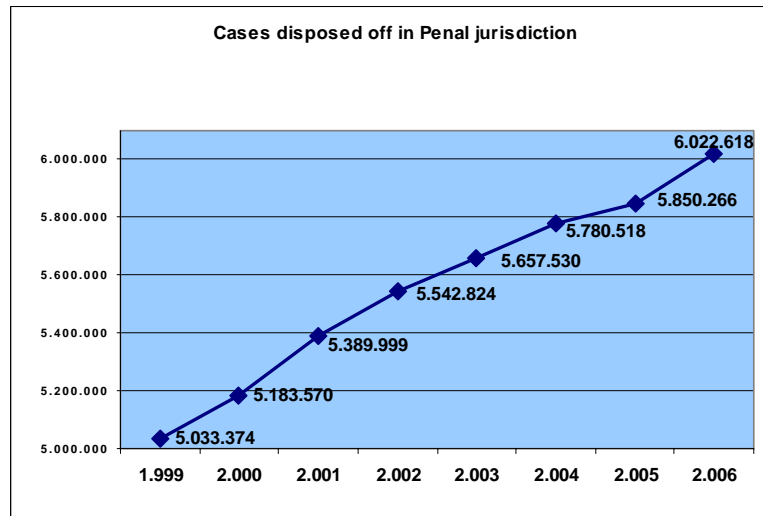
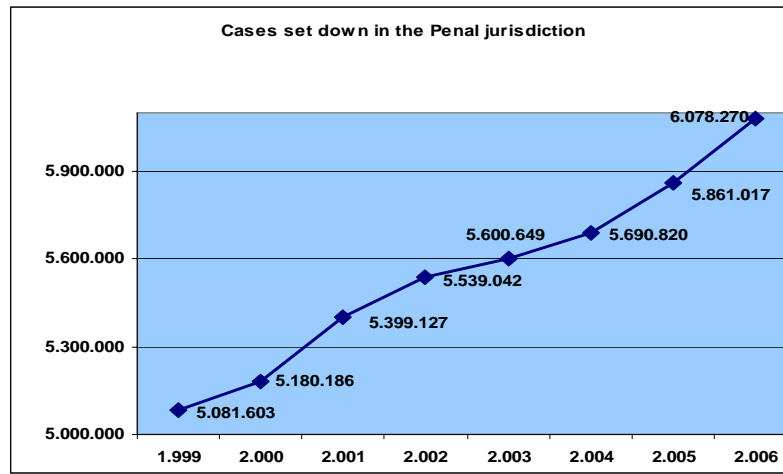
---

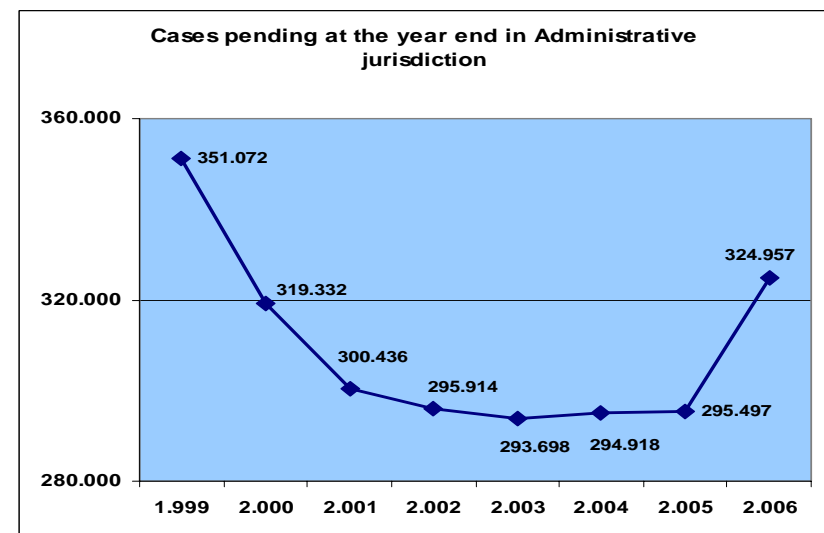
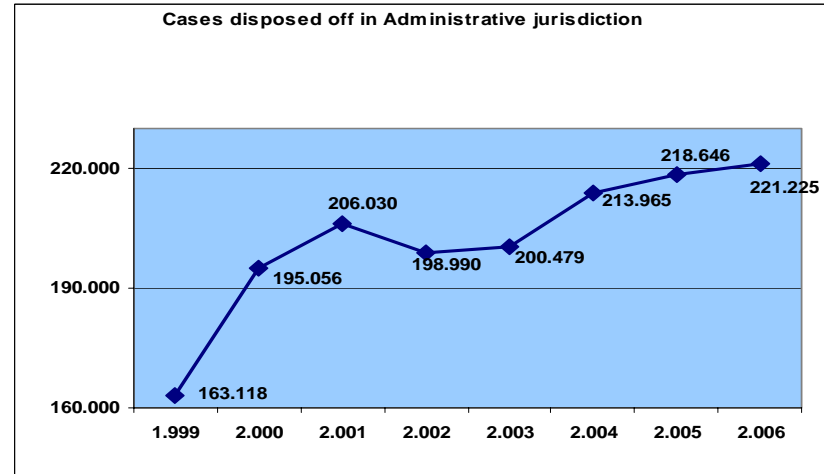
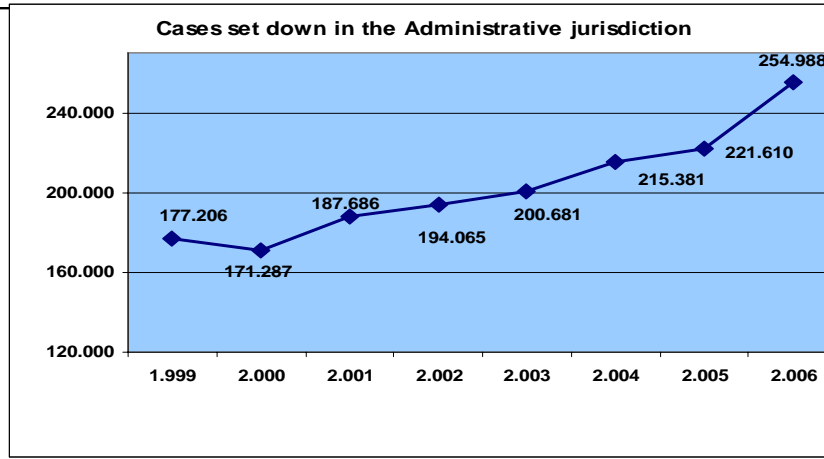
## *Time Series*

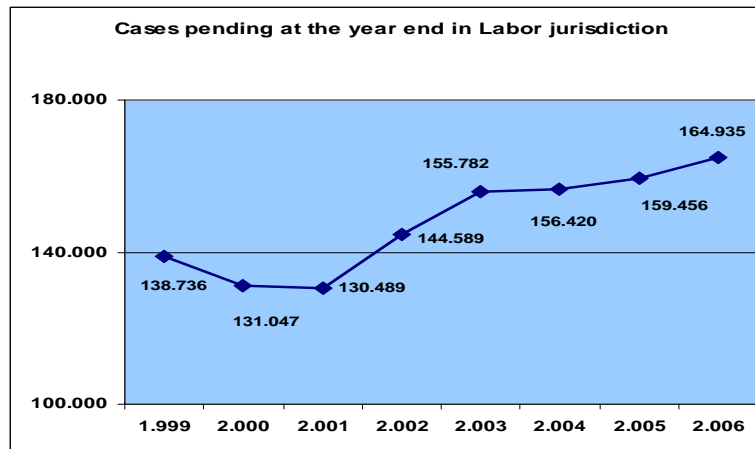
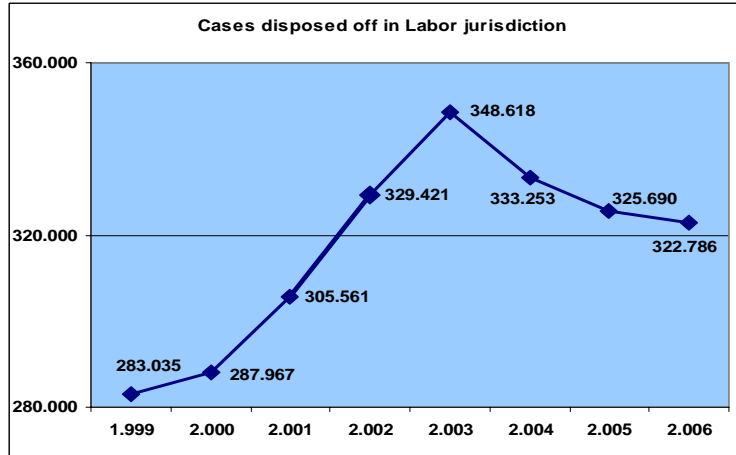
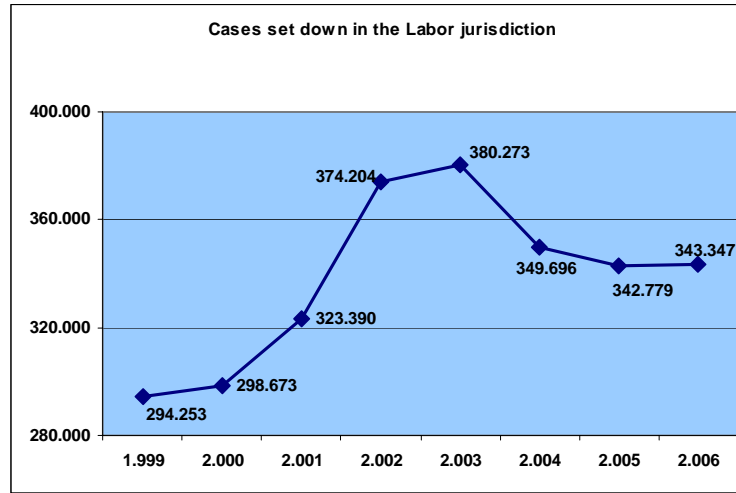


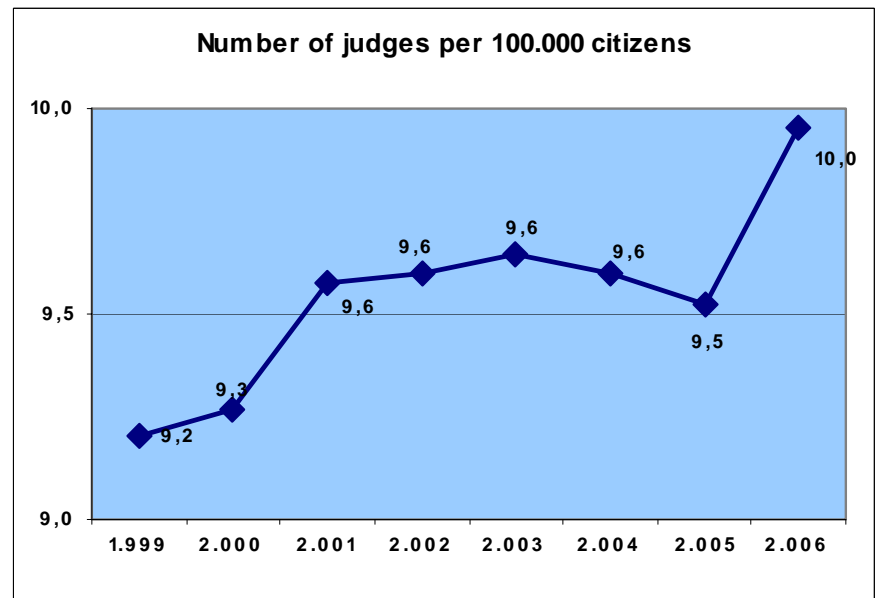
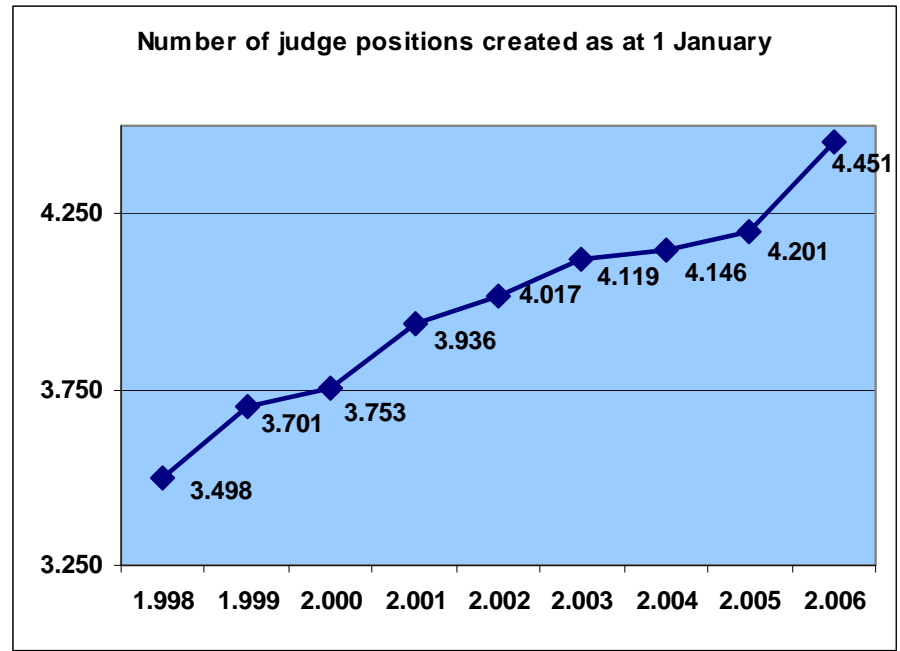












## *Data from the High Courts of Justice*

## Cases Set down in 2006

	Civil	Criminal	Administrative	Labour	Total
Andalusia	245.413	1.365.830	55.338	58.863	1.725.444
Aragon	35.558	139.393	5.601	7.060	187.612
Asturias	38.005	102.563	6.226	15.962	162.756
Balearic Islands	37.348	166.743	2.891	4.858	211.840
Canary Islands	78.207	287.365	8.183	19.752	393.507
Cantabria	20.742	66.667	2.869	5.223	95.501
Castille and Leon	77.293	258.158	10.621	18.675	364.747
Castille - La Mancha	41.403	171.472	6.916	12.367	232.158
Catalonia	217.593	921.323	19.644	51.911	1.210.471
Valencian Comm.	160.124	780.074	23.918	33.846	997.962
Extremadura	26.752	109.329	4.215	4.999	145.295
Galicia	86.100	301.110	12.855	26.641	426.706
Madrid	183.611	949.883	47.896	45.002	1.226.392
Murcia	38.953	180.113	9.672	10.564	239.302
Navarre	14.082	60.000	2.541	3.034	79.657
Basque Country	52.527	174.811	7.547	16.335	251.220
Rioja (La)	9.189	24.693	1.500	2.710	38.092

## Percentage of cases received in 2006 in relation to the total cases received in the H.C.J.

	Civil	Criminal	Administrative	Labour	Total
Andalusia	18,0%	22,5%	24,2%	17,4%	21,6%
Aragon	2,6%	2,3%	2,5%	2,1%	2,3%
Asturias	2,8%	1,7%	2,7%	4,7%	2,0%
Balearic Islands	2,7%	2,8%	1,3%	1,4%	2,7%
Canary Islands	5,7%	4,7%	3,6%	5,8%	4,9%
Cantabria	1,5%	1,1%	1,3%	1,5%	1,2%
Castille and Leon	5,7%	4,3%	4,6%	5,5%	4,6%
Castille - La Mancha	3,0%	2,8%	3,0%	3,7%	2,9%
Catalonia	16,0%	15,2%	8,6%	15,4%	15,2%
Valencian Comm.	11,7%	12,9%	10,5%	10,0%	12,5%
Extremadura	2,0%	1,8%	1,8%	1,5%	1,8%
Galicia	6,3%	5,0%	5,6%	7,9%	5,3%
Madrid	13,5%	15,7%	21,0%	13,3%	15,4%
Murcia	2,9%	3,0%	4,2%	3,1%	3,0%
Navarre	1,0%	1,0%	1,1%	0,9%	1,0%
Basque Country	3,9%	2,9%	3,3%	4,8%	3,1%
Rioja (La)	0,7%	0,4%	0,7%	0,8%	0,5%

**Cases Disposed of in 2006**

	<b>Civil</b>	<b>Criminal</b>	<b>Administrative</b>	<b>Labour</b>	<b>Total</b>
Andalucía	235.047	1.372.360	40.433	56.745	1.704.585
Aragon	33.700	139.543	5.332	7.127	185.702
Asturias	37.217	102.784	6.449	15.625	162.075
Balearic Islands	33.564	159.325	3.201	4.511	200.601
Canary Islands	70.727	284.677	8.794	18.544	382.742
Cantabria	19.571	66.022	2.668	5.548	93.809
Castille and Leon	73.305	257.513	10.847	17.455	359.120
Castille - La Mancha	38.743	164.642	5.675	10.677	219.737
Catalonia	204.057	912.390	18.343	50.185	1.184.975
Valencian Comm.	147.486	764.980	17.720	32.225	962.411
Extremadura	25.046	109.016	4.473	4.400	142.935
Galicia	82.342	298.569	11.815	24.311	417.037
Madrid	179.184	940.606	39.496	38.873	1.198.159
Murcia	36.964	175.071	8.773	8.860	229.668
Navarre	13.391	59.672	2.596	2.844	78.503
Basque Country	50.964	171.955	7.450	16.201	246.570
Rioja (La)	8.844	24.274	1.483	2.379	36.980

**Cases Pending at the year 2006 end**

	<b>Civil</b>	<b>Criminal</b>	<b>Administrative</b>	<b>Labour</b>	<b>Total</b>
Andalusia	153.535	163.874	76.152	27.540	421.101
Aragon	17.657	17.317	5.805	1.993	42.772
Asturias	17.137	14.618	7.665	8.252	47.672
Balearic Islands	27.166	35.701	3.599	1.946	68.412
Canary Islands	60.182	51.422	10.749	20.962	143.315
Cantabria	12.025	12.197	2.103	1.738	28.063
Castille and Leon	33.390	37.340	16.696	4.832	92.258
Castille - La Mancha	24.287	40.959	8.325	5.577	79.148
Catalonia	138.376	166.362	28.907	24.555	358.200
Valencian Comm.	107.459	155.805	23.201	15.064	301.529
Extremadura	12.124	11.635	3.744	1.287	28.790
Galicia	47.648	60.823	13.633	19.248	141.352
Madrid	134.332	135.781	68.140	15.555	353.808
Murcia	23.314	35.300	12.572	2.713	73.899
Navarre	6.507	5.930	1.593	1.055	15.085
Basque Country	25.262	26.571	8.910	5.585	66.328
Rioja (La)	4.128	5.872	1.157	760	11.917



## Pending rate in 2006

	Civil	Criminal	Administrative	Labour	Total
Andalusia	0,65	0,12	1,88	0,49	0,25
Aragon	0,52	0,12	1,09	0,28	0,23
Asturias	0,46	0,14	1,19	0,53	0,29
Balearic Islands	0,81	0,22	1,12	0,43	0,34
Canary Islands	0,85	0,18	1,22	1,13	0,37
Cantabria	0,61	0,18	0,79	0,31	0,30
Castille and Leon	0,46	0,15	1,54	0,28	0,26
Castille la Mancha	0,63	0,25	1,47	0,52	0,36
Catalonia	0,68	0,18	1,58	0,49	0,30
Valencian Comm.	0,73	0,20	1,31	0,47	0,31
Extremadura	0,48	0,11	0,84	0,29	0,20
Galicia	0,58	0,20	1,15	0,79	0,34
Madrid	0,75	0,14	1,73	0,40	0,30
Murcia	0,63	0,20	1,43	0,31	0,32
Navarre	0,49	0,10	0,61	0,37	0,19
Basque Country	0,50	0,15	1,20	0,34	0,27
Rioja (La)	0,47	0,24	0,78	0,32	0,32
<b>Spain</b>	<b>0,66</b>	<b>0,16</b>	<b>1,47</b>	<b>0,51</b>	<b>0,30</b>

## Disposal rate in 2006

	Civil	Criminal	Administrative	Labour	Total
Andalusia	0,96	1,00	0,73	0,96	0,99
Aragon	0,95	1,00	0,95	1,01	0,99
Asturias	0,98	1,00	1,04	0,98	1,00
Balearic Islands	0,90	0,96	1,11	0,93	0,95
Canary Islands	0,90	0,99	1,07	0,94	0,97
Cantabria	0,94	0,99	0,93	1,06	0,98
Castille and Leon	0,95	1,00	1,02	0,93	0,98
Castille la Mancha	0,94	0,96	0,82	0,86	0,95
Catalonia	0,94	0,99	0,93	0,97	0,98
Valencian Comm.	0,92	0,98	0,74	0,95	0,96
Extremadura	0,94	1,00	1,06	0,88	0,98
Galicia	0,96	0,99	0,92	0,91	0,98
Madrid	0,98	0,99	0,82	0,86	0,98
Murcia	0,95	0,97	0,91	0,84	0,96
Navarre	0,95	0,99	1,02	0,94	0,99
Basque Country	0,97	0,98	0,99	0,99	0,98
Rioja (La)	0,96	0,98	0,99	0,88	0,97
<b>Spain</b>	<b>0,95</b>	<b>0,99</b>	<b>0,87</b>	<b>0,94</b>	<b>0,98</b>

## Clearance rate in 2006

	Civil	Criminal	Administrative	Labour	Total
Andalusia	1,66	1,12	2,86	1,51	1,24
Aragon	1,53	1,12	2,07	1,30	1,23
Asturias	1,46	1,13	2,18	1,57	1,29
Balearic Islands	1,83	1,22	2,14	1,42	1,34
Canary Islands	1,87	1,18	2,19	2,13	1,38
Cantabria	1,60	1,18	1,79	1,32	1,29
Castille and Leon	1,46	1,13	2,53	1,35	1,25
Castille la Mancha	1,63	1,25	2,50	1,59	1,36
Catalonia	1,69	1,18	2,57	1,52	1,30
Valencian Community	1,76	1,21	2,32	1,58	1,32
Extremadura	1,49	1,10	1,85	1,41	1,20
Galicia	1,59	1,20	2,18	1,80	1,34
Madrid	1,76	1,14	2,76	1,50	1,30
Murcia	1,64	1,21	3,09	1,45	1,36
Navarre	1,49	1,09	1,63	1,38	1,19
Basque Country	1,50	1,15	2,19	1,35	1,26
La Rioja	1,48	1,26	1,78	1,31	1,33
<b>Spain</b>	<b>1,67</b>	<b>1,16</b>	<b>2,51</b>	<b>1,56</b>	<b>1,30</b>

**Percentage of trials held in relation to those whose date  
has been fixed**

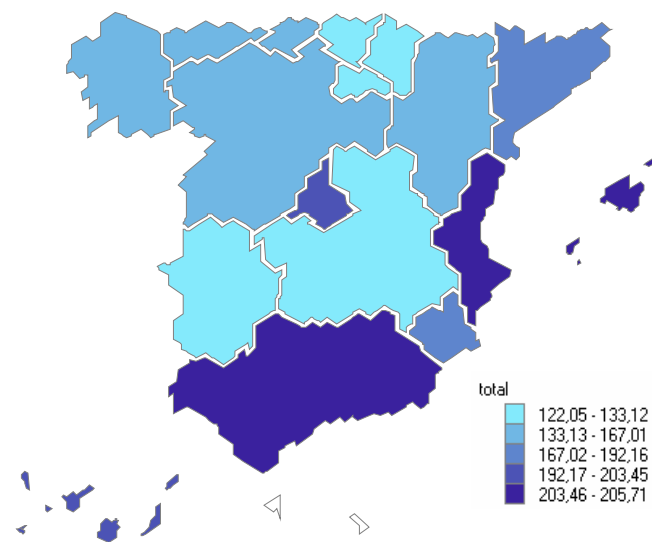
	Courts of First Instance, Magistrate Courts and Courts of First Instance and Magistrates			Courts of Violence Against Women		
	Civil	Total trials for minor offences	Summary trials for minor offences	Civil	Total trials for minor offences	Summary trials for minor offences
Andalusia	72.2%	77.2%	80,5%	76.4%	85.3%	91.2%
Aragon	77.0%	85.1%	89,9%	80.3%	97.5%	100.0%
Asturias	81.1%	84.6%	88,9%	96.5%	98.2%	98.9%
Balearic Islands	67.7%	81.7%	89,5%	68.3%	78.7%	81.6%
Canary Islands	72.9%	80.3%	84,9%	81.2%	94.5%	95.2%
Cantabria	77.1%	83.9%	91,1%	73.0%	82.1%	90.0%
Castille and Leon	78.2%	84.1%	88,0%	78.7%	91.6%	87.7%
Castille la Mancha	75.4%	78.4%	87,6%	84.1%	92.6%	99.1%
Catalonia	71.2%	77.9%	83,3%	75.0%	88.1%	93.7%
Valencian Community	74.9%	79.1%	84,1%	82.3%	88.8%	96.7%
Extremadura	76.2%	84.1%	88,2%	91.9%	91.9%	94.1%
Galicia	79.7%	82.4%	88,7%	84.6%	83.3%	78.1%
Madrid	77.8%	78.9%	90,7%	75.6%	88.9%	95.4%
Murcia	77.3%	83.4%	92,1%	87.1%	96.2%	98.3%
Navarre	77.8%	88.4%	90,3%	86.3%	91.8%	100.0%
Basque Country	70.0%	80.8%	89,3%	73.0%	91.5%	94.6%
La Rioja	83.1%	81.7%	85,0%	91.3%	95.7%	93.3%
<b>Spain</b>	<b>74.7%</b>	<b>79.7%</b>	<b>84,6%</b>	<b>78.0%</b>	<b>88.9%</b>	<b>93.6%</b>

	Criminal Courts		Juvenile Courts		Provincial Courts
	Total trials	Summary trials	Civil	Criminal	Criminal
Andalusia	74,1%	82,1%	75,3%	79,8%	81,7%
Aragon	83,5%	91,3%	85,6%	90,0%	80,2%
Asturias	86,9%	90,8%	88,6%	69,2%	92,8%
Balearic Islands	82,0%	83,6%	70,8%	81,2%	89,4%
Canary Islands	68,9%	79,0%	76,9%	77,1%	77,2%
Cantabria	80,1%	86,9%	64,8%	91,5%	84,8%
Castille and Leon	85,7%	93,9%	90,0%	88,5%	88,3%
Castille la Mancha	75,9%	84,5%	87,3%	78,7%	80,6%
Catalonia	71,7%	79,4%	62,9%	82,8%	77,8%
Valencian Community	73,0%	79,3%	70,0%	77,5%	73,6%
Extremadura	78,4%	90,9%	76,0%	95,8%	76,9%
Galicia	78,2%	85,7%	75,8%	69,6%	84,3%
Madrid	71,1%	77,2%	69,0%	67,5%	83,9%
Murcia	70,1%	78,5%	90,3%	75,0%	75,1%
Navarre	78,9%	87,4%	96,3%	96,3%	86,0%
Basque Country	73,1%	80,3%	74,9%	77,7%	78,9%
La Rioja	72,0%	82,4%	94,4%	100,0%	87,9%
<b>Spain</b>	<b>74,4%</b>	<b>81,1%</b>	<b>73,8%</b>	<b>79,5%</b>	<b>80,4%</b>

	Commercial Courts	Administrative Courts	Labour Courts
Andalucía	74%	82%	65%
Aragón	77%	85%	68%
Asturias	68%	85%	79%
Baleares	74%	91%	56%
Canarias	73%	85%	60%
Cantabria	55%	83%	75%
Castilla y León	78%	86%	80%
Castilla-La Mancha	81%	84%	71%
Cataluña	80%	84%	64%
Valencia	73%	88%	73%
Extremadura	87%	79%	79%
Galicia	83%	86%	78%
Madrid	82%	90%	70%
Murcia	74%	89%	68%
Navarra	77%	89%	65%
País Vasco	80%	80%	59%
La Rioja	81%	94%	84%
<b>Spain</b>	<b>77,3%</b>	<b>85,5%</b>	<b>68,4%</b>

**Litigation rate 2006**

	<b>Civil</b>	<b>Criminal</b>	<b>Administrative</b>	<b>Labour</b>	<b>Total</b>
Andalusia	30,2	168,2	6,8	7,3	212,5
Aragon	27,8	109,1	4,4	5,5	146,9
Asturias					
(Principality of)	35,3	95,2	5,8	14,8	151,1
Balearic Islands	37,3	166,6	2,9	4,9	211,6
Canary Islands	39,2	144,0	4,1	9,9	197,2
Cantabria	36,5	117,4	5,1	9,2	168,1
Castille and Leon	30,6	102,3	4,2	7,4	144,6
Castille la Mancha	21,4	88,7	3,6	6,4	120,1
Catalonia	30,5	129,1	2,8	7,3	169,7
Valencian Comm.	33,3	162,3	5,0	7,0	207,6
Extremadura	24,6	100,6	3,9	4,6	133,7
Galicia	31,1	108,8	4,6	9,6	154,2
Madrid	30,6	158,1	8,0	7,5	204,1
Murcia	28,4	131,4	7,1	7,7	174,6
Navarre	23,4	99,7	4,2	5,0	132,3
Basque Country	24,6	81,9	3,5	7,7	117,7
Rioja (La)	30,0	80,6	4,9	8,8	124,3
<b>Spain</b>	<b>30,6</b>	<b>136,0</b>	<b>5,7</b>	<b>7,7</b>	<b>179,9</b>

**RATE OF LITIGATION BY HCJ (\*)**

(\*) Number of cases set down per 10.000 inhabitants

### Requests for assistance from other Courts

Courts	983.707
Auxiliary Services	598.015
<b>Total</b>	<b>1.581.722</b>

### Auxiliary Services

#### Proceedings handled

	Entered	Disposed of successfully	Others disposed of	Pending at the year end
Personal proceedings	4.118.323	3.090.399	1.036.186	107.548
Proceedings on Commission	149.147	88.181	62.009	13.113

#### Venue of undertaking

	In the Service venue	Outside Service venue	Total
Personal proceedings	762.876	3.365.491	4.128.367
Proceedings on Commission	17.294	135.950	153.244

	Proceedings generated by the own service	Proceedings in prisons
Personal proceedings	100.095	163.504
Proceedings on Commission	-	56.766

**Convicts in Prisons as at 31st December 2006**<sup>20</sup>

	Convicts			% Foreigners		
	Men	Women	Total	Men	Women	Total
Andalusia	12.733	1.119	13.852	17,9%	19,9%	18,0%
Aragon	2.221	100	2.321	36,4%	40,0%	36,5%
Asturias	1.288	112	1.400	9,7%	13,4%	10,0%
Balearic Islands	1.444	120	1.564	34,6%	27,5%	34,0%
Canary Islands	2.673	232	2.905	25,2%	38,8%	26,3%
Cantabria	551	18	569	12,5%	38,9%	13,4%
Castille and Leon	6.497	464	6.961	56,3%	53,2%	56,1%
Castille la Mancha	2.167	35	2.202	30,3%	34,3%	30,4%
Catalonia	8.364	608	8.972	37,5%	36,5%	37,5%
Valencian Comm.	5.716	552	6.268	26,5%	19,8%	25,9%
Extremadura	1.220	52	1.272	24,3%	13,5%	23,8%
Galicia	3.840	227	4.067	32,5%	18,5%	31,7%
Rioja (La)	363	20	383	27,0%	20,0%	26,6%
Madrid	7.120	1.223	8.343	39,7%	57,7%	42,3%
Murcia	803	84	887	34,5%	23,8%	33,5%
Navarre	199	15	214	28,6%	40,0%	29,4%
Basque Country	1.215	90	1.305	31,4%	25,6%	31,0%
Ceuta	261	26	287	41,8%	19,2%	39,7%
Melilla	237	12	249	49,0%	75,0%	50,2%
<b>Total</b>	<b>58.912</b>	<b>5.109</b>	<b>64.021</b>	<b>32,0%</b>	<b>35,6%</b>	<b>32,2%</b>

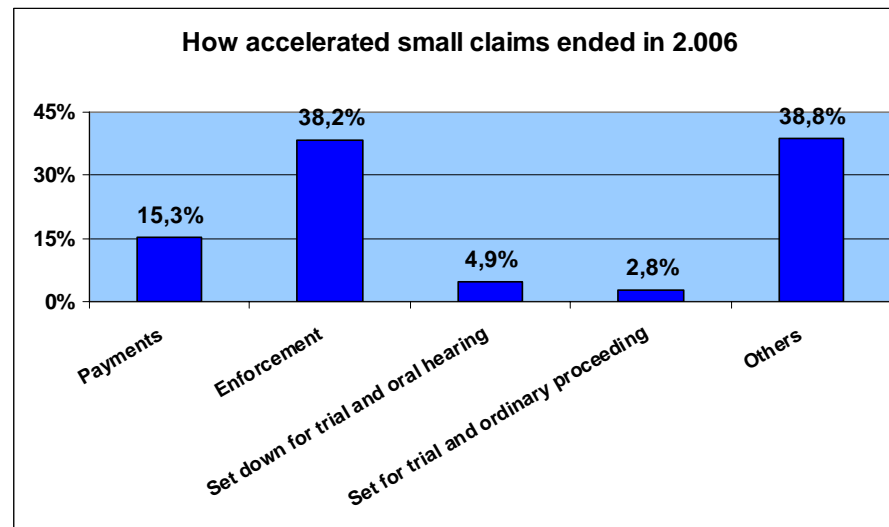
<sup>20</sup> Source: Home Office. General Direction of Penitentiary Institutions. General Statistics of penitentiary population.

## *Handling of Important Cases*



### Accelerated small claim procedures

	2.003	2.004	2.005	2.006	Evolution 2003/2.004	Evolution 2.004/2.005	Evolution 2.005/2.006
Set down	246.882	272.557	329.336	366.532	10,4%	20,8%	11,3%
Disposed of	191.289	228.113	285.831	327.973	19,3%	25,3%	14,7%
Pending at the year end	160.306	196.938	232.009	263.231	22,9%	17,8%	13,5%



	Enforcements set down	Enforcements of Accelerated small claims procedures	% Enforcements due to Accelerated small claims procedures
<b>2.002</b>	302.536	55.053	18,2%
<b>2.003</b>	320.373	84.684	26,4%
<b>2.004</b>	339.968	99.304	29,2%
<b>2.005</b>	368.206	115.937	31,5%
<b>2.006</b>	369.342	124.653	37,8%

	<b>Annulment</b>	<b>Consensual Divorces</b>	<b>Contested Divorces</b>	<b>Separation by mutual agreement</b>	<b>Contested Separations</b>
Andalusia	29	13.063	12.003	1.580	1.308
Aragon	2	2.166	1103	250	74
Asturias	1	2.219	1.568	243	158
Balearic Islands	9	2.732	1372	239	78
Canary Islands	11	4.621	4.053	354	298
Cantabria	1	1.002	643	96	72
Castille and Leon	17	3.106	2.318	398	293
Castille-La Mancha	5	2.471	1.810	326	239
Catalonia	19	19.035	7.956	1.658	615
Valencian	28	11.034	6.382	1.094	646
Extremadura	0	1185	1054	194	134
Galicia	5	4.252	3.896	458	373
Madrid	17	11.555	7.225	1.226	728
Murcia	3	2.316	1.800	238	150
Navarre	2	1085	437	107	29
Basque Country	4	3.266	1.798	289	148
Rioja (La)	0	537	254	46	19
<b>Total</b>	<b>153</b>	<b>85.645</b>	<b>55.672</b>	<b>8.796</b>	<b>5.362</b>

#### Non-contentious proceedings

	<b>Set down</b>	<b>Disposed of</b>	<b>Pending at the year end</b>
Andalusia	21.006	19.500	13.154
Aragon	4.079	3.614	2.342
Asturias	4.659	4.543	1.848
Balearic Islands	1.934	1.588	1.305
Canary Islands	7.094	5.886	6.189
Cantabria	2.577	2.370	1.092
Castille and Leon	9.434	8.664	4.281
Castille-La Mancha	3.903	3.465	2.364
Catalonia	16.258	13.843	11.082
Valencian	10.792	9.693	6.676
Extremadura	2.727	2.405	1.309
Galicia	10.459	9.964	4.311
Madrid	15.581	14.313	10.054
Murcia	4.380	4.000	2.255
Navarre	1.433	1.322	465
Basque Country	5.886	5.380	2.110
Rioja (La)	1.308	1.227	407
<b>Total</b>	<b>123.510</b>	<b>111.777</b>	<b>71.244</b>

**Proceedings in the Commercial Courts.**

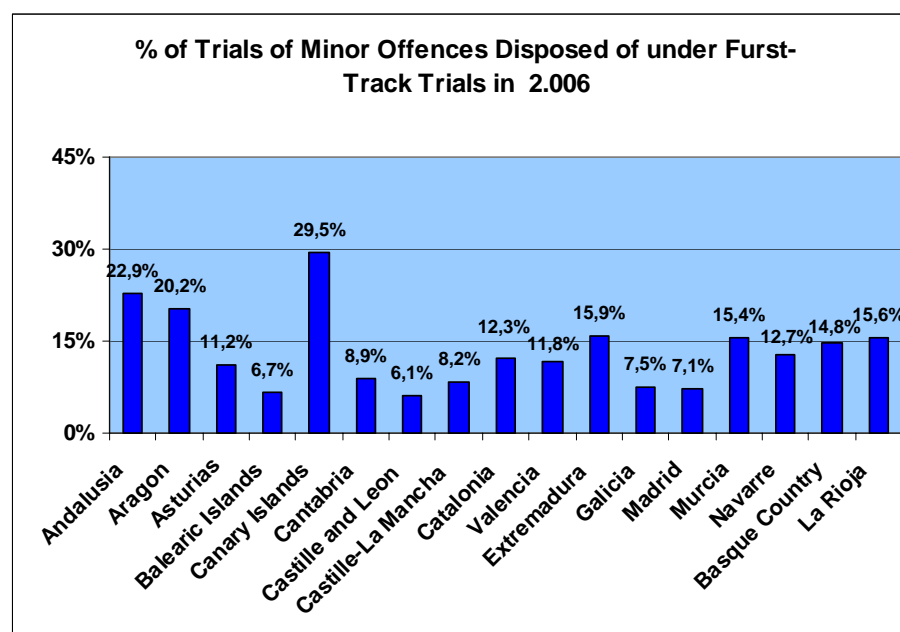
	Ordinary Proceedings			Summary proceedings		
	Set down	Disposed of	Pending at the year end	Set down	Disposed of	Pending at the year end
Andalusia	69	51	99	44	18	67
Aragon	23	2	34	24	7	42
Asturias	11	6	26	26	7	50
Balearic Islands	13	6	33	48	10	65
Canary Islands	22	9	40	27	6	25
Cantabria	13	15	6	5	2	11
Castille and Leon	7	4	16	33	20	57
Castille-La Mancha	19	8	28	4	3	10
Catalonia	106	19	200	175	73	253
Valencian	56	25	79	116	64	136
Extremadura	10	5	10	8	7	7
Galicia	17	3	54	41	8	61
Madrid	174	32	163	64	15	87
Murcia	35	14	47	12	1	18
Navarre	17	9	19	11	5	13
Basque Country	40	14	68	47	20	99
Rioja (La)	12	4	18	6	2	9
<b>Total</b>	<b>644</b>	<b>226</b>	<b>940</b>	<b>691</b>	<b>268</b>	<b>1.010</b>

	ACCEPTED		REFUSED	
	Volunteer Proceeding	Necessary Proceeding	Volunteer Proceeding	Necessary Proceeding
Andalusia	49	13	26	12
Aragon	37	0	4	1
Asturias	32	5	1	2
Balearic Islands	36	17	9	3
Canary Islands	29	6	5	5
Cantabria	11	0	8	1
Castille and Leon	25	8	3	3
Castille la Mancha	15	6	7	0
Catalonia	198	22	39	17
Valencian Comm.	95	21	33	5
Extremadura	6	3	5	2
Galicia	46	3	4	4
Madrid	96	25	18	14
Murcia	32	14	5	5
Navarre	15	5	1	4
Basque Country	73	6	5	11
Rioja (La)	9	2	11	0
<b>Total</b>	<b>804</b>	<b>156</b>	<b>184</b>	<b>89</b>

### Fast Track Trials<sup>21</sup>

Urgent proceedings	Judgments with settlement	% of Urgent Proceedings disposed of as Fast Track
159.305	58.898	37,0%

Trials of offences disposed of	Trials of offences disposed of as Fast Tracks	% Trials of offences disposed of as Fast Tracks
883.992	121.462	13,7%



<sup>21</sup> Both those pertaining to Courts of First Instance and Enquiry as well as those pertaining to Courts of Violence Against Women have been included

## Jury Trials

### Proceedings heard before Jury

	Involving pre-trial custody	Non pre-trial custody	TOTAL
Courts of First Instance and Magistrates.	147	159	306
Violence against women Courts	11	6	17
<b>Total</b>	<b>158</b>	<b>165</b>	<b>323</b>

	Total	% Guilty	% Non guilty
Domestic Violence	29	96,6%	3,5%
Violence against women	16	81,3%	18,8%
Resto	276	90,9%	9,1%
<b>Total</b>	<b>321</b>	<b>91,0%</b>	<b>9,0%</b>

### Proceedings involving pre-trials custody

	<b>2.006</b>
Magistrates Courts	1.693
Courts of First Instance and Magistrates.	3.223
Violence against Women Courts	401
Provincial courts. Criminal Division	1.896
Provincial courts. Mixed Divisions	647
Criminal Courts	1.102
Central Magistrate Court	263
Central Criminal Court	1
National Court Criminal Chamber	195
<b>Total</b>	<b>9.421</b>

### Immigration

	2.004	2.005	2.006	Evolution 2.005/2.006
Immigration Cases set down in the H.C.J. Contentious Administrative Chamber	5.845	1.588	950	-40,2%
Immigration Cases set down in the Administrative courts	30.762	34.853	46.738	34,1%
Immigration Cases set down in the Magistrates courts	13.131	14.885	36.412	144,6%
Foreigner population registered as at 1 January	3.034.326	3.730.610	4.144.166	11,1%

### Percentage of Immigration cases to the overall cases set down in 2006

	Administrative Court	H.C.J.
Andalusia	24,4%	0,3%
Aragon	20,6%	0,3%
Asturias	2,3%	0,0%
Balearic Islands	24,7%	0,4%
Canary Islands	13,7%	0,4%
Cantabria	8,7%	0,1%
Castille and Leon	10,0%	0,1%
Castille-La Mancha	12,7%	0,0%
Catalonia	30,4%	0,2%
Valencian Comm,	37,4%	0,3%
Extremadura	7,9%	0,0%
Galicia	5,4%	0,0%
Madrid	59,9%	7,1%
Murcia	48,6%	0,0%
Navarre	16,5%	0,0%
Basque Country	20,8%	0,1%
Rioja (La)	27,5%	0,9%
<b>Total</b>	<b>30,8%</b>	<b>1,8%</b>

<b>Domestic Violence</b>			<b>Protection Orders</b>	<b>Complaints presented</b>
<b>Total</b>			13.472	39.079
<b>Spanish</b>			1.721	7.690
<b>Victim</b>	<b>Men</b>	<b>Spanish underage</b>	148	494
		<b>Foreign</b>	217	1.091
	<b>Women</b>	<b>Spanish</b>	8.363	22.612
		<b>Foreign</b>	37	101
<b>Charged</b>	<b>Spanish men</b>	<b>Spanish underage</b>	315	678
		<b>Foreign</b>	2.832	7.140
	<b>Spanish women</b>	<b>Foreign underage</b>	126	305
		<b>Foreign men</b>	8.897	24.326
<b>Foreign men</b>			3.053	7.639
<b>Spanish women</b>			1.197	6.192
<b>Foreign women</b>			322	1.316

	<b>Complaints 2006</b>	<b>Population 2006</b>	<b>Complaints per 10,000 inhabitants in 2006</b>
Andalusia	8.235	8.118.404	10,1
Aragon	319	1.277.471	2,5
Asturias	529	1.076.896	4,9
Balearic Islands	1.918	1.001.062	19,2
Canary Islands	3.180	1.995.833	15,9
Cantabria	357	568.091	6,3
Castille and Leon	1.686	2.523.020	6,7
Castille-La Mancha	907	1.932.261	4,7
Catalonia	5.404	7.134.697	7,6
Valencian Comm.	4.558	4.806.908	9,5
Extremadura	870	1.086.373	8,0
Galicia	1.423	2.767.524	5,1
Madrid	6.639	6.008.183	11,0
Murcia	952	1.370.306	6,9
Navarre	386	601.874	6,4
Basque Country	1.590	2.133.684	7,5
Rioja (La)	126	306.377	4,1
<b>Spain</b>	<b>39.079</b>	<b>44.708.964</b>	<b>8,7</b>

## Domestic Violence

### Defendants ordered by nationality

	Guilty	Acquitted	Defendant	Population
<b>Spaniards</b>	82,6%	87,7%	84,8%	90,7%
<b>Foreigners</b>	17,4%	12,3%	15,2%	9,3%

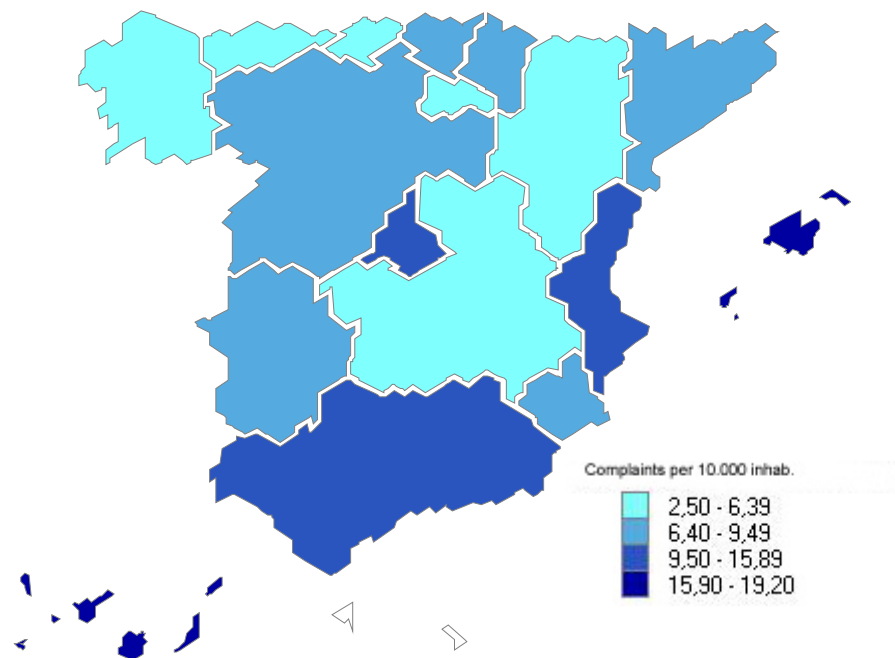
### Defendants ordered by sex

	Guilty	Acquitted	Defendant
<b>Men</b>	82,5%	64,1%	74,4%
<b>Women</b>	17,5%	36,0%	25,6%

### Defendants ordered by sex and nationality

	Guilty		Acquitted	
	Spaniards	Foreigners	Spaniards	Foreigners
<b>Men</b>	38,1%	8,2%	24,5%	3,6%
<b>Women</b>	8,2%	1,6%	14,0%	1,8%

### Complaints per 10,000 inhabitants





### Violence against Women

	Set down in the Court	Set down from others bodies	Reopening	Disposed of	Pending at the year end
Urgent Procedures	44.374	2.940	59	47.026	688
Summaries	210	3	4	133	147
Previous Procedures	69.019	15.066	289	69.204	33.898
Abridged Procedures	16.829	429	129	11.504	9.358
Minor offences	9.645	315	54	9.615	1.470
Jury Procedures	51	2	1	29	42

### Protection orders, charged and victims

Protection Orders	Aggrieved				Respondent	
	Spaniard women	Spaniard women underage	Foreigner women	Foreigner women underage	Spaniard men	Foreigner men
36.162	24.192	615	11.149	215	24.689	11.103

### Protection orders by the petitioner

Aggrieved spouse	Other persons	Public Prosecutor	Judge	Administration
97,0%	0,3%	1,8%	0,9%	0,0%

### Defendants ordered by nationality

	Guilty	Acquitted	Defendant	Population
<b>Spaniards</b>	69,1%	81,5%	71,6%	90,7%
<b>Foreigners</b>	30,9%	18,5%	28,4%	9,3%

### Defendants ordered by sex

	Guilty	Acquitted	Defendant
<b>Men</b>	98,5%	97,0%	98,2%
<b>Women</b>	1,5%	3,0%	1,8%

### Cases disposed of in 2006. Labour Courts

	Collective disputes	Dismissals	Amounts	Social Security	Others
Andalusia	330	9.984	17.260	15.407	2.805
Aragon	60	1.164	2356	1682	613
Asturias	70	1.148	4748	4346	549
Balearic Islands	34	950	1285	1182	411
Canary Islands	177	5.035	6066	2404	1797
Cantabria	50	625	1456	1704	467
Castille and Leon	124	2.721	6642	3311	998
Castille-La Mancha	90	1.984	3845	2109	555
Catalonia	263	12.661	12855	12784	2476
Valencian Comm.	240	7.199	11807	7272	1393
Extremadura	19	731	1273	1168	373
Galicia	142	3.149	5502	8278	1495
Madrid	242	9.756	13254	5471	4192
Murcia	39	1.706	3176	2312	383
Navarre	63	478	954	829	137
Basque Country	175	2.663	5192	4055	1064
Rioja (La)	26	452	1026	347	146
<b>Total</b>	<b>2.144</b>	<b>62.406</b>	<b>98.697</b>	<b>74.661</b>	<b>19.854</b>

**Data on Justices of the Peace Courts. Year 2005** <sup>22</sup>

	<b>Proceedings for minor offences initiated</b>	<b>Letters rogatory in criminal matters</b>	<b>Oral trials</b>	<b>Conciliation acts</b>	<b>Letters rogatory and orders</b>
Andalusia	3.625	87.278	78	1.939	133.437
Aragon	147	11.293	12	228	25.166
Asturias	90	18.876	9	289	12.045
Balearic Islands	239	16.267	20	265	22.234
Canary Islands	336	11.009	1	465	26.976
Cantabria	251	16.489	0	606	17.664
Castille and Leon	629	45.537	11	1.575	61.366
Castille-La Mancha	1.083	44.757	22	1.211	29.166
Catalonia	2.310	139.707	90	1.632	187.792
Valencian Comm.	853	73.584	22	1.684	118.980
Extremadura	270	17.865	0	448	14.696
Galicia	516	40.565	4	2.358	58.493
Madrid	250	11.446	6	240	26.963
Murcia	341	14.418	0	460	15.274
Navarre	104	13.483	0	152	14.356
Basque Country	666	70.623	11	611	63.270
Rioja (La)	47	8.870	0	228	6.716
<b>Total</b>	<b>11.757</b>	<b>642.067</b>	<b>286</b>	<b>14.391</b>	<b>834.594</b>

<sup>22</sup> Source: National Statistics Institute

## The Quality of the Court System

### Judgments by type of magistrate or judge

One indicator of the quality of judgments is the percentage decreed by professional judges who have under gone the official competitive examination process. The data provided in the third column (Deputies) of the following tables refer to non-professional judges.

Source: Judicial Statistics. General Council of the Judiciary

#### Courts of the Civil Jurisdiction

	Judge appointed to the Court	Judge from another body	Deputies	Supplementary	Others
Courts of First Instance and Magistrates	82,1	0,6	16,3	0,3	0,7
Courts of First Instance	91,1	0,3	8	0,2	0,4
Family Courts of First Instance	92,1	0,3	7,3	0	0,2
Comercial Courts	89,7	1,6	8,7	0	0,1
Provincial courts. Mixed Divisions	94,3	4,7	0	0,6	0,4
Provincial courts. Civil Division	92,3	6,2	0	1,2	0,4
Provincial courts. Commercial Division	95,7	3,5	0	0,7	0,1

#### Courts of First Instance, Courts of First Instance and magistrates

	Judge appointed to the Court	Judge from another body	Deputies	Supplementary	Other
Andalusia	89,3	0,3	9,6	0,1	0,7
Aragon	89,1	0,3	10,6	0	0
Asturias	87,8	0,7	11,3	0	0,2
Balearic Islands	80,1	0,7	18,1	0	1,2
Canarias	85,8	0,6	12,2	0,8	0,6
Cantabria	89,3	1,7	9	0	0
Castille and Leon	89,5	0,2	9,6	0,4	0,3
Castille-La Mancha	79,2	1,5	18,1	0,1	1,1
Cataluña	84,9	0,6	13,8	0,2	0,5
Valencian Comm.	81,4	0,4	17,4	0,2	0,6
Extremadura	85,3	0,2	13,5	0	1
Galicia	86,9	0,2	12,2	0,2	0,6
Madrid	87,1	0,4	11,5	0,3	0,7
Murcia	86,7	0,3	12,2	0,2	0,5
Navarre	91,7	0	7,4	0,4	0,4
Basque Country	82,8	0,3	16,5	0,2	0,2
Rioja (La)	76,6	0,9	21,7	0,5	0,2
<b>Total</b>	<b>85,9</b>	<b>0,5</b>	<b>12,8</b>	<b>0,2</b>	<b>0,6</b>

### Courts of the Criminal Jurisdiction

	Judge appointed to the Court	Judge from another body	Deputies	Supplementary	Other
Magistrates Courts	89,9	2,6	6,8	0,1	0,6
Courts of First Instance and Magistrates	79,9	1,4	17,7	0,4	0,7
Violence against Women	70	5	20,2	4	0,8
Juvenile Courts	90,7	2,2	7	0	0,2
Criminal Courts	85,8	1,4	11,5	0,5	0,8
Provincial courts. Criminal Division	89,8	5,5	0	2,8	2
Provincial courts. Mixed Divisions	95,8	2,8	0	0,4	0,9
H.C.J. Civil and Criminal Chamber	96,7	0,8	0	0	2,5
Central Criminal Courts	100	0	0	0	0
National Court. Criminal Chamber	69,4	3,2	0	21	6,4
High Court 2 <sup>nd</sup> . Chamber	87,7	11,6	0	0,7	0

### Criminal Courts

	Judge appointed to the Court	Judge from another body	Deputies	Supplementary	Other
Andalusia	91	1,9	6,7	0,1	0,3
Aragon	90,9	3,2	5,9	0	0
Asturias	96,8	1,5	1,7	0	0
Balearic Islands	85,2	1,9	12,9	0	0,1
Canary Islands	87	1,3	8,3	2,9	0,6
Cantabria	87,7	4	8,3	0	0
Castille and Leon	90,4	1,7	7,9	0	0
Castille-La Mancha	80,2	1,5	8,7	0,6	9,1
Catalonia	86,2	1,6	10,6	1,2	0,5
Valencian Comm.	83,5	0,4	14,6	0,8	0,8
Extremadura	94,5	0,5	5	0	0
Galicia	87,8	0,6	11,6	0	0
Madrid	77,1	1	20,6	0	1,3
Murcia	80,9	3,2	14,8	0	1,1
Navarre	78,1	0,8	17,7	3,4	0,1
Basque Country	80,7	0,6	17,7	0	1
Rioja (La)	51,8	0,9	47,3	0	0
<b>Total</b>	<b>85,8</b>	<b>1,4</b>	<b>11,5</b>	<b>0,5</b>	<b>0,8</b>

### Courts of the Administrative Jurisdiction

	Judge appointed to the Court	Judge from another body	Deputies	Supplementary	Others
Administrative Courts	84,7	0,1	13,6	1,1	0,4
H.C.J. Contentious Administrative Chamber	87,1	4,2	0,0	6,7	2,0
National court. Contentious Administrative Chamber	95,2	2,6	0,0	0,0	2,2
High Court 3rd Chamber	96,0	4,0	0,0	0,0	0,0

### Administrative Courts

	Judge appointed to the Court	Judge from another body	Deputies	Supplementary	Others
Andalusia	96,0	0,1	2,8	0,8	0,4
Aragon	99,1	0,0	0,9	0,0	0,0
Asturias	98,8	0,0	1,2	0,0	0,0
Balearic Islands	70,3	0,0	0,0	29,7	0,0
Canary Islands	70,0	0,3	23,9	5,9	0,0
Cantabria	65,1	1,4	33,5	0,0	0,0
Castille and Leon	86,9	1,0	6,3	0,0	5,8
Castille-La Mancha	62,0	0,0	37,8	0,0	0,2
Catalonia	84,4	0,1	15,5	0,0	0,0
Valencian Comm.	64,3	0,0	35,7	0,0	0,0
Extremadura	94,7	0,0	5,3	0,0	0,0
Galicia	83,0	0,2	12,6	4,2	0,0
Madrid	85,3	0,0	14,7	0,0	0,0
Murcia	95,7	0,1	4,3	0,0	0,0
Navarre	96,6	0,1	3,3	0,0	0,0
Basque Country	77,5	0,0	22,5	0,0	0,0
Rioja (La)	0,0	0,0	100,0	0,0	0,0
<b>Total</b>	<b>84,7</b>	<b>0,1</b>	<b>13,6</b>	<b>1,1</b>	<b>0,4</b>

### Courts of the Labour Jurisdiction

	Judge appointed to the Court	Judge from another body	Deputies	Supplementary	Others
Labour Courts	87,2	0,4	11,7	0,0	0,7
H.C.J. Labour Chamber	90,0	4,4	0,0	3,9	1,7
National court. Labour Chamber	88,3	11,7	0,0	0,0	0,0
High Court 4th Chamber	56,6	1,3	0,0	42,2	0,0

### Labour Courts

	Judge appointed to the Court	Judge from another body	Deputies	Supplementary	Others
Andalusia	94,7	0,1	4,8	0,0	0,5
Aragon	81,2	0,1	11,2	0,0	7,6
Asturias	84,9	0,2	14,6	0,0	0,3
Balearic Islands	96,8	0,4	2,9	0,0	0,0
Canary Islands	80,8	0,7	17,6	0,0	0,9
Cantabria	91,9	0,0	8,0	0,0	0,1
Castille and Leon	94,3	0,1	5,6	0,0	0,1
Castille-La Mancha	81,2	0,7	18,1	0,0	0,1
Catalonia	87,6	0,2	10,7	0,2	1,3
Valencian Comm.	81,1	0,1	18,4	0,0	0,4
Extremadura	99,2	0,0	0,7	0,0	0,1
Galicia	91,1	0,2	8,5	0,0	0,2
Madrid	86,9	1,5	11,3	0,0	0,3
Murcia	98,3	0,1	1,6	0,0	0,1
Navarre	87,2	0,1	12,7	0,0	0,0
Basque Country	61,0	0,6	37,4	0,0	1,1
Rioja (La)	91,1	3,0	5,9	0,0	0,0
<b>Total</b>	<b>87,2</b>	<b>0,4</b>	<b>11,7</b>	<b>0,0</b>	<b>0,7</b>



## Appeals

Another indicator of the Quality of Justice is the result arising from the appeals. The percentage of the Judgments of the appellate courts which end with the upholding, full reversion, partial reversion or quashing of decisions is presented for different types of courts.

Source: Judicial Statistics. General Council of the Judiciary

### Courts of the Civil Jurisdiction

	Upheld	Reversed in full	Reversed in part	Quashed
Courts of First Instance and Courts of First Instance and Magistrates	63,7	15,6	19,8	0,9
Commercial Courts	77,6	11,1	10,1	1,2
Provincial courts	89,2	7,5	2,4	0,9

### Cassation appeals returned to the Provincial Courts of appeal for Civil Judgments

	Upheld	Reversed in full	Reversed in part	Quashed
Andalusia	89,7	5,7	2,2	2,4
Aragon	89,4	8,2	2,4	0
Asturias	88,2	6,5	5,4	0
Balearic Islands	93,8	4,1	1	1
Canary Islands	89,2	5,4	5,4	0
Cantabria	83,8	13,5	0	2,7
Castille and Leon	86,6	10,4	2,4	0,6
Castille-La Mancha	91,2	6,1	2,6	0
Catalonia	87,8	7	4,4	0,8
Valencian Comm.	90,2	7,3	1,7	0,8
Extremadura	90,3	4,8	4,8	0
Galicia	93,5	3,5	2,2	0,9
Madrid	87,9	10,6	1,1	0,5
Murcia	86,8	10,4	2,8	0
Navarre	88,2	11,8	0	0
Basque Country	89,9	6,2	2,8	1,1
Rioja (La)	82,9	17,1	0	0
<b>Total</b>	<b>89,2</b>	<b>7,5</b>	<b>2,4</b>	<b>0,9</b>

### Courts of the Criminal Jurisdiction

	Upheld	Reversed in full	Reversed in part	Quashed
Magistrates Courts and Courts of First Instance and Magistrates	75,9	10,5	10,9	2,7
Criminal Courts	75,0	8,7	15,1	1,2
Juvenile Courts	83,6	7,8	7,9	0,7
Provincial courts.	85,1	4,6	8,8	1,5
National court. Criminal Chamber	70,5	10,2	15,9	3,4
Central Criminal Courts	87,5	6,3	6,3	0,0

### Appeals returned to the Criminal Courts

	Upheld	Reversed in full	Reversed in part	Quashed
Andalusia	77,6	9,1	12,8	0,5
Aragon	86,1	4,7	8,7	0,6
Asturias	81,4	5,3	12,1	1,2
Balearic Islands	77	7,5	15,1	0,4
Canary Islands	75,5	8,8	15,1	0,6
Cantabria	78,2	6,1	15,2	0,5
Castille and Leon	73,6	8,3	17,9	0,2
Castille-La Mancha	73,3	9,3	17	0,5
Catalonia	69,3	10,8	17,2	2,6
Valencian Comm.	78,6	6,9	13,6	0,9
Extremadura	78,6	9,2	11	1,2
Galicia	68,9	9,7	19,6	1,8
Madrid	75,5	8,1	14,9	1,5
Murcia	79,7	6,8	13,5	0
Navarre	80,5	9	10,5	0
Basque Country	71,4	9,9	18	0,7
Rioja (La)	88,4	5,1	6,5	0
<b>Total</b>	<b>75</b>	<b>8,7</b>	<b>15,1</b>	<b>1,2</b>

### Cassation appeals returned to the Provincial courts for Criminal Judgments

	Upheld	Reversed in full	Reversed in part	Quashed
Andalusia	83,9	6,5	9,3	0,3
Aragon	82,1	2,6	12,8	2,6
Asturias	81,0	5,2	12,1	1,7
Balearic Islands	82,4	2,7	9,5	5,4
Canary Islands	92,5	3,2	2,2	2,2
Cantabria	93,3	0,0	6,7	0,0
Castille and Leon	85,3	2,1	8,4	4,2
Castille-La Mancha	77,0	3,0	17,0	3,0
Catalonia	80,0	5,7	12,0	2,4
Valencian Comm.	85,8	5,8	7,5	0,9
Extremadura	75,9	1,9	18,5	3,7
Galicia	81,4	1,4	14,5	2,8
Madrid	92,5	1,7	4,8	1,0
Murcia	81,7	8,3	10,0	0,0
Navarre	69,0	17,2	3,5	10,3
Basque Country	82,5	8,4	9,1	0,0
Rioja (La)	95,5	4,6	0,0	0,0
<b>Total</b>	<b>85,1</b>	<b>4,6</b>	<b>8,8</b>	<b>1,5</b>

### Courts of the Administrative Jurisdiction

	Upheld	Reversed in full	Reversed in part	Quashed
Administrative Courts	75,8	17,9	5	1,3
Central Administrative Courts	82	13	4,2	0,8
National Court. Contentious Administrative Chamber	74,8	23,6	1	0,7
H.C.J. . Administrative Chamber	89,9	8,5	0,9	0,8

### Appeals returned to the Administrative Courts

	Upheld	Reversed in full	Reversed in part	Quashed
Andalusia	79,3	16,0	4,3	0,4
Aragon	85,4	10,6	4,0	0,0
Asturias	67,4	24,0	8,3	0,4
Balearic Islands	75,2	16,5	8,3	0,0
Canary Islands	59,4	23,8	3,5	13,3
Cantabria	58,3	33,3	8,3	0,0
Castille and Leon	69,8	20,5	9,3	0,5
Castille-La Mancha	75,3	20,3	3,7	0,7
Catalonia	67,5	21,5	9,3	1,8
Valencian Comm.	83,4	12,4	4,3	0,0
Extremadura	77,2	21,0	1,2	0,6
Galicia	78,7	17,4	3,4	0,5
Madrid	80,7	16,2	2,7	0,5
Murcia	70,1	16,9	13,0	0,0
Navarre	72,2	25,0	2,6	0,3
Basque Country	76,7	18,7	4,3	0,3
Rioja (La)	87,7	9,8	1,8	0,6
<b>Total</b>	<b>75,8</b>	<b>17,9</b>	<b>5,0</b>	<b>1,3</b>

### Courts of the Labour Jurisdiction

	Upheld	Reversed in full	Reversed in part	Quashed
Labour Courts	74,4	16,7	5	3,9
National Court. Labour Chamber	65,9	17,6	13,2	3,3
H.C.J. Labour Chamber	90,2	7,9	0,3	1,6

### Appeals returned to the Labour Courts

	Upheld	Reversed in full	Reverse d in part	Quashed
Andalusia	73,8	16,5	5	4,7
Aragon	82,3	11,2	3,8	2,7
Asturias	71,3	18,5	3,3	6,9
Balearic Islands	70,7	19,6	7,7	2
Canary Islands	69,6	18,3	5,5	6,6
Cantabria	74,6	19,2	4,6	1,5
Castille and Leon	76,2	13,2	7,4	3,2
Castille-La Mancha	79	12,6	4,5	4
Catalonia	77,2	16,5	4,5	1,8
Valencian Comm.	73,9	16,4	5,6	4,2
Extremadura	68,1	13,7	7,4	10,9
Galicia	73,5	19,7	3,7	3,1
Madrid	72,5	17,3	6,3	4
Murcia	85,3	8	3,3	3,4
Navarre	83,3	11,9	4,4	0,3
Basque Country	71,5	19,6	6,4	2,5
Rioja (La)	68,3	24,5	1,9	5,2
<b>Total</b>	<b>74,4</b>	<b>16,7</b>	<b>5</b>	<b>3,9</b>

## Estimated length of proceedings

The average length of proceedings is another very important indicator of the Quality of the Justice. As the Judicial Statistics does not offer direct data from lengths, we present a set of estimations produced by a mathematical model (based on Queuing Theory) which offers an estimation of the average length of the cases ended in each period. **The lengths are stated in months**

### Courts of the Civil Jurisdiction

	2.006	2.005	2.004	2.003	2.002
Courts of First Instance	7,9	7,7	7,9	7,9	8,8
Family Courts of First Instance	4,3	4	3,9	4,3	4,6
Courts of First Instance and Magistrates	7,9	7,7	7,7	7,8	8,5
Provincial courts	4,9	4,9	5,6	6,5	7,4
H.C.J. . Civil and Criminal Chamber	3,7	3,6	3,3	2,9	3,8
High Court 1st Chamber	31,2	31,9	32,5	32,2	32,1

### Cases of civil first instance ordered by Courts of First Instance, Family Courts and Courts of First Instance and Magistrates

	2.006	2.005	2.003	2.002	2.001
Andalusia	7,7	7,7	7,6	7,9	8,8
Aragon	5,9	5,9	5,7	5,6	6
Asturias	5,3	5,3	5,5	5,5	6,2
Balearic Islands	8,9	8,5	7,8	7,5	7,7
Canary Islands	9,3	9,4	9,7	9,7	10,8
Cantabria	6,4	6,3	6,1	6	6,3
Castille and Leon	5,1	5,1	5,3	5,4	5,8
Castille-La Mancha	7	7,2	7,1	6,9	7,5
Catalonia	7,5	7,5	7,6	7,5	8,3
Valencian Comm.	8,3	8,3	8,4	8,8	9,3
Extremadura	5,5	5,4	5,5	5,7	6,7
Galicia	6,6	6,6	7	7,2	7,8
Madrid	8,8	8,7	9	8,9	9,8
Murcia	7,2	7,2	7	8,3	9
Navarre	5,2	5,4	5,4	5,5	5,4
Basque Country	5,3	4,9	5	5,3	5,8
Rioja (La)	5,2	5,3	5,4	5	5,6
<b>Spain</b>	<b>7,4</b>	<b>7,4</b>	<b>7,5</b>	<b>7,6</b>	<b>8,3</b>

**Civil cases of the Provincial Courts**

	<b>2006</b>	<b>2005</b>	<b>2004</b>	<b>2003</b>	<b>2002</b>
First instance	3,6	3,5	3,3	3,4	4,2
Appeals	5,0	5,0	5,8	6,7	7,5

**Provincial Courts. Civil Appeals**

	<b>2.006</b>	<b>2005</b>	<b>2004</b>	<b>2003</b>	<b>2002</b>
Andalusia	2,8	3,4	4,0	4,3	4,8
Aragon	3,9	4,2	4,5	4,9	5,6
Asturias	4,4	4,0	3,5	4,1	5,0
Balearic Islands	3,5	3,6	3,7	3,5	1,5
Canary Islands	4,9	4,1	4,4	5,3	5,1
Cantabria	7,0	8,0	10,4	11,1	11,5
Castille and Leon	3,3	2,8	2,4	1,9	2,0
Castille-La Mancha	3,8	4,0	4,4	4,1	4,1
Catalonia	6,7	6,4	7,3	7,9	8,9
Valencian Comm.	3,4	3,1	3,1	3,4	3,7
Extremadura	1,3	1,1	1,2	2,2	3,0
Galicia	5,2	5,2	6,0	7,2	8,2
Madrid	8,5	9,1	12,4	16,0	18,9
Murcia	4,1	3,8	3,6	4,3	4,1
Navarre	7,4	5,6	5,3	5,6	6,0
Basque Country	6,8	7,2	7,6	7,4	6,5
Rioja (La)	5,5	4,3	4,4	4,8	5,2
<b>Spain</b>	<b>5,0</b>	<b>5,0</b>	<b>5,8</b>	<b>6,7</b>	<b>7,5</b>

### Courts of the Criminal Jurisdiction

	2.006	2005	2004	2003	2002
Magistrates Courts and Courts of First Instance and Magistrates	1,8	1,8	1,8	2,0	1,9
Juvenile Courts	7,8	8,6	9,2	10,2	8,1
Prison Supervisory Courts	1,0	1,0	0,9	0,9	0,9
Criminal Courts	5,1	4,8	4,9	5,3	5,6
Provincial courts	2,4	2,4	2,4	2,5	2,6
H.C.J. Civil and Criminal Chamber	1,6	2,5	2,6	2,4	2,1
Central Magistrates Courts	6,0	5,3	6,1	5,7	5,5
Central Criminal Courts	4,5	4,1	4,1	4,0	4,2
National court. Criminal Chamber	3,3	3,3	3,1	4,2	4,7
High Court 2nd Chamber	6,5	8,6	10,5	10,9	11,8

### Provincial Courts. Summaries

	2.006	2.005	2.004	2.003	2.002
Andalusia	8,8	8,7	8,6	9,5	8,9
Aragon	10,5	13,8	14,4	13,2	13,4
Asturias	12,9	12,3	10,2	7,9	11,6
Balearic Islands	4,5	4,1	3,8	5,2	5,2
Canary Islands	10,8	9,6	9,1	8,4	7,1
Cantabria	11,6	13,0	13,4	13,6	17,0
Castille and Leon	4,5	4,9	5,7	5,9	6,2
Castille-La Mancha	11,8	11,4	9,2	8,6	9,7
Catalonia	12,6	10,6	10,2	11,3	12,1
Valencian Comm.	4,1	3,7	4,0	4,7	4,7
Extremadura	11,9	11,0	12,8	10,1	7,8
Galicia	9,0	9,6	8,6	9,0	12,1
Madrid	7,9	8,5	8,0	8,1	9,7
Murcia	9,0	9,0	9,8	12,8	12,1
Navarre	14,2	13,3	13,8	13,1	10,3
Basque Country	10,2	11,7	14,7	13,0	12,7
Rioja (La)	10,0	9,0	14,0	15,9	12,4
<b>Spain</b>	<b>8,1</b>	<b>7,8</b>	<b>7,8</b>	<b>8,6</b>	<b>8,8</b>



**Provincial Courts. Jury Cases**

	<b>2.006</b>	<b>2.005</b>	<b>2.004</b>	<b>2..003</b>	<b>2002</b>
Andalusia	4,6	3,7	4,4	6,0	5,1
Aragon	4,4	4,1	9,7	7,1	7,1
Asturias	11,1	8,1	8,7	6,4	5,4
Balearic Islands	2,6	5,7	5,5	5,0	3,9
Canary Islands	9,3	10,8	7,9	4,9	4,7
Cantabria	6,8	3,5	4,8	3,5	2,2
Castille and Leon	3,1	4,1	4,7	6,9	5,3
Castille-La Mancha	5,7	6,1	6,7	8,6	7,7
Catalonia	7,5	6,4	6,2	6,3	6,5
Valencian Comm.	5,4	5,7	5,0	4,8	5,7
Extremadura	11,1	8,6	9,3	8,0	8,0
Galicia	4,2	5,1	3,9	5,0	4,4
Madrid	7,6	7,4	7,1	10,2	10,2
Murcia	9,4	7,5	5,3	6,1	3,7
Navarre	12,0	8,9	7,5	6,2	9,0
Basque Country	10,4	11,7	12,4	16,5	14,0
Rioja (La)	-	2,0	-	12,0	11,0
<b>Spain</b>	<b>6,7</b>	<b>6,4</b>	<b>6,1</b>	<b>6,9</b>	<b>6,6</b>

**Provincial Courts. Criminal Appeals**

	<b>2.006</b>	<b>2.005</b>	<b>2.004</b>	<b>2.003</b>	<b>2.002</b>
Andalusia	1,3	1,2	1,2	1,3	1,5
Aragon	2,7	2,7	3,0	3,6	3,0
Asturias	0,7	0,6	0,7	0,7	0,9
Balearic Islands	3,9	4,9	3,7	2,4	1,8
Canary Islands	5,4	6,5	5,8	4,1	2,8
Cantabria	1,0	0,8	0,8	1,0	1,0
Castille and Leon	1,1	1,1	1,2	1,1	1,1
Castille-La Mancha	1,4	1,0	1,2	1,7	2,3
Catalonia	3,2	3,2	3,2	3,1	2,9
Valencian Comm.	0,9	0,9	0,9	1,1	1,5
Extremadura	0,4	0,3	0,3	0,6	1,3
Galicia	1,7	1,7	2,2	2,9	3,4
Madrid	1,7	1,8	1,7	2,0	2,3
Murcia	2,0	1,7	1,5	1,5	1,5
Navarre	2,8	2,6	2,5	3,3	3,4
Basque Country	1,2	1,3	1,5	1,8	2,9
Rioja (La)	1,8	1,0	0,8	1,5	1,2
<b>Spain</b>	<b>2,0</b>	<b>2,0</b>	<b>2,0</b>	<b>2,0</b>	<b>2,1</b>

### Courts of the Administrative Jurisdiction

	2.006	2.005	2.004	2.003	2.002
Administrative Courts	8,9	7,5	5,9	6,1	6,0
H.C.J. . Contentious Administrative Chamber	32,3	29,5	29,2	32,5	40,8
Central Administrative Court	7,4	5,7	4,0	4,6	4,4
National court. Contentious Administrative Chamber	19,3	19,7	19,2	18,6	17,1
High Court 3rd Chamber	25,7	25,8	24,9	21,5	20,3

### Administrative Courts

	2.006	2.005	2.004	2.003	2.002
Land Development	13,2	11,3	10,1	10,3	10,3
Expropriation	11,8	7,7	7,6	7,7	11,3
Contracting	11,8	10,3	7,6	7,0	7,0
Ownership	11,9	9,6	8,3	7,8	8,2
Tax	9,5	8,8	7,6	7,7	7,8
Environment	11,2	9,6	8,4	8,4	10,1
Personal	8,7	7,9	6,0	5,1	4,8
Acts of infringement	10,5	8,5	7,4	13,8	10,5
Acts of settlement	12,2	10,9	8,9	15,7	12,2
Inmigration	7,6	6,0	4,2	14,3	-
Penalties	8,8	7,1	5,7	5,3	4,9

### Cases of the Contentious Administrative Chambers of the High Courts of Justice

	2.006	2.005	2.004	2.003	2.002
Personal	30,5	30,4	32,7	33,6	41,5
Local taxes	37,2	41,6	48,9	49,1	45,1
Other taxes	28,7	28,2	29,9	33,4	34,3
Local legal regimen	38,5	33,6	34,2	42,1	44,1
Compulsory expropriation	41,7	40,0	40,5	51,2	49,1
Land Development	31,6	28,7	28,7	33,9	34,7
Fundamental rights	7,0	12,8	10,3	8,9	10,3
Infringements and penalties	37,4	43,1	48,9	44,9	38,8
Inmigration	33,1	26,4	19,8	16,8	11,9
Other materials	30,0	28,6	28,2	27,5	31,3
Appeal resources	10,1	8,8	9,3	9,6	7,9
Complaints resources	6,8	4,3	4,9	5,5	4,8

### Courts of the Labour Jurisdiction

	2.006	2.005	2.004	2.003	2.002
Labour Courts	5,3	5,2	5	4,6	4,2
National Court. Labour Chamber	7,8	7,5	7,2	6,9	7,7
H.C.J. Labour Chamber	4,1	4,5	3,9	3,6	3,9
Tribunal Supremo 4th Chamber	14	13,5	11,4	9,5	9,5

### Labour Courts

	2.006	2.005	2.004	2.003	2.002
Collective disputes	3,6	3,4	2,9	3,3	3,1
Dismissals	2,7	2,8	2,7	2,8	2,5
Amounts	6,0	5,8	5,4	5,1	4,4
Social Security	6,0	5,7	5,7	5,3	5,0

### Cases of the Labour Chambers of the High Courts of Justice

	2.006	2.005	2.003	2.002	2.001
Andalusia	5,8	5,7	5,5	5,6	5,3
Aragon	4,1	3,8	3,2	2,8	2,5
Asturias	4,2	4,2	4,2	3,5	2,6
Balearic Islands	4,7	4,7	5,7	6,2	6,8
Canary Islands	11,6	10,6	9,6	8,0	6,8
Cantabria	5,6	5,8	5,1	4,0	3,3
Castille and Leon	3,7	3,1	3,1	3,6	3,5
Castille-La Mancha	4,0	4,1	4,2	4,3	4,0
Catalonia	4,5	4,5	4,7	4,7	4,6
Valencian Comm.	6,3	6,9	6,7	5,6	4,7
Extremadura	3,4	3,1	3,1	3,2	3,3
Galicia	5,6	5,3	4,6	4,0	3,9
Madrid	4,4	4,2	4,0	3,2	2,8
Murcia	3,7	3,2	3,8	2,9	3,1
Navarre	4,4	4,1	4,2	3,8	3,5
Basque Country	4,2	4,3	4,4	4,4	4,0
Rioja (La)	3,0	3,5	2,8	3,6	5,0
<b>Spain</b>	<b>5,3</b>	<b>5,2</b>	<b>5,0</b>	<b>4,6</b>	<b>4,2</b>

## Average time of proceedings pending at the end of the year

Other way to measure the length of proceedings is to considerate the time that the cases, which have not yet been decided at the end of the year, have been in court. This "time of duration " has been calculated by a mathematical model according to the data from General Council of the Judiciary. Judicial Statistics . **The lengths are stated in months**

### Courts of the Civil Jurisdiction

	2.006	2.005	2.004	2.003	2.002
Courts of First Instance	3,8	3,8	3,9	3,9	4,2
Family Courts of First Instance	2,1	2	1,9	2,1	2,2
Courts of First Instance and Magistrates	4,1	3,8	3,8	3,9	4
Provincial courts	2,5	2,4	2,6	3	3,4
H.C.J. . Civil and Criminal Chamber	1,8	1,7	1,9	1,5	1,8
High Court 1st Chamber	16,5	16,6	16,2	15,9	16,5

### Cases of civil first instance ordered by Courts of First Instance, Courts of First Instance and Magistrates and Family Courts

	2.006	2.005	2.004	2.003	2.002
Andalusia	3,8	4,0	3,7	3,9	4,1
Aragon	3,0	2,9	2,9	2,9	2,8
Asturias	2,7	2,7	2,8	2,8	2,9
Balearic Islands	4,5	4,3	4,0	3,8	3,7
Canary Islands	4,7	4,5	4,8	4,7	5,2
Cantabria	3,4	3,2	3,1	3,1	3,0
Castille and Leon	2,6	2,6	2,6	2,7	2,8
Castille-La Mancha	3,6	3,5	3,7	3,5	3,5
Catalonia	3,8	3,7	3,8	3,8	3,9
Valencian Comm.	4,2	4,1	4,2	4,3	4,4
Extremadura	2,9	2,7	2,8	2,8	3,1
Galicia	3,3	3,3	3,4	3,7	3,7
Madrid	4,4	4,4	4,4	4,4	4,7
Murcia	3,7	3,5	3,6	3,6	4,4
Navarre	2,6	2,6	2,7	2,8	2,8
Basque Country	2,8	2,5	2,5	2,6	2,8
Rioja(La)	2,6	2,6	2,9	2,5	2,6
<b>Spain</b>	<b>3,8</b>	<b>3,7</b>	<b>3,7</b>	<b>3,8</b>	<b>3,9</b>

**Civil Cases of the Provincial Courts**

	<b>2.006</b>	<b>2.005</b>	<b>2.004</b>	<b>2.003</b>	<b>2.002</b>
First instance	1,8	1,7	1,8	1,7	2,1
Appeals	2,5	2,5	2,6	3,1	3,4

**Provincial Courts. Civil Appeals**

	<b>2.006</b>	<b>2.005</b>	<b>2.004</b>	<b>2.003</b>	<b>2.002</b>
Andalusia	1,4	1,4	1,9	2,1	2,2
Aragon	1,9	2,0	2,2	2,4	2,5
Asturias	2,2	2,2	1,9	1,7	2,2
Balearic Islands	1,6	1,8	1,8	1,8	1,7
Canary Islands	2,7	2,1	2,0	2,4	2,7
Cantabria	3,7	3,4	4,6	5,6	5,5
Castille and Leon	1,9	1,4	1,3	1,1	0,9
Castille-La Mancha	1,8	2,0	2,0	2,3	2,0
Catalonia	3,3	3,2	3,4	3,8	3,9
Valencian Comm.	1,8	1,6	1,5	1,6	1,7
Extremadura	0,8	0,6	0,5	0,8	1,3
Galicia	2,8	2,4	2,8	3,2	3,8
Madrid	4,2	4,5	5,0	7,2	8,7
Murcia	2,0	2,0	1,8	1,6	1,9
Navarre	4,1	3,1	2,6	2,7	2,9
Basque Country	3,2	3,5	3,6	3,8	3,5
Rioja (La)	3,0	2,5	2,0	2,3	2,6
<b>Spain</b>	<b>2,5</b>	<b>2,5</b>	<b>2,6</b>	<b>3,1</b>	<b>3,4</b>

### Courts of the Criminal Jurisdiction

	2.006	2.005	2.004	2.003	2.002
Magistrates Courts and Courts of First Instance and Magistrates	0,9	0,9	0,9	0,9	1,0
Juvenile Courts	3,8	4,0	4,4	4,8	5,1
Prison Supervisory Courts	0,5	0,5	0,5	0,5	0,4
Criminal Courts	3,0	2,9	2,7	2,8	2,9
Provincial courts	1,2	1,2	1,2	1,3	1,2
H.C.J.Civil and Criminal Chamber	0,9	0,7	1,3	1,3	1,1
Central Magistrates Courts	3,0	2,7	2,7	2,8	2,9
Central Criminal Courts	2,3	1,9	2,0	1,8	2,4
National court. Criminal Chamber	1,3	1,7	1,8	1,9	2,2
High Court 2nd Chamber	3,6	5,0	5,3	5,8	6,0

### Provincial Courts. Summaries

	2.006	2.005	2.004	2.003	2.002
Andalusia	4,2	4,0	4,1	4,5	4,5
Aragon	5,0	5,5	8,4	6,7	7,7
Asturias	6,6	6,3	6,0	4,2	4,0
Balearic Islands	2,7	2,4	2,3	1,9	3,4
Canary Islands	5,6	5,0	4,6	4,7	3,5
Cantabria	5,7	5,8	7,2	6,0	7,6
Castille and Leon	2,2	2,3	2,5	3,4	3,2
Castille-La Mancha	5,8	6,1	5,3	4,0	4,5
Catalonia	7,3	5,9	4,7	5,8	5,6
Valencian Comm.	2,3	1,8	2,1	2,4	2,4
Extremadura	6,7	5,3	6,0	6,8	3,6
Galicia	4,5	5,0	4,6	3,9	5,7
Madrid	3,8	4,4	4,4	3,7	4,1
Murcia	4,4	4,7	4,3	6,3	6,6
Navarre	7,7	6,8	6,2	7,5	5,7
Basque Country	5,2	5,0	6,1	7,2	6,2
Rioja (La)	6,0	4,0	5,1	9,2	7,1
<b>Spain</b>	<b>4,1</b>	<b>3,9</b>	<b>3,9</b>	<b>4,2</b>	<b>4,2</b>

**Provincial Courts. Jury Cases**

	<b>2.006</b>	<b>2.005</b>	<b>2.004</b>	<b>2.003</b>	<b>2.002</b>
Andalusia	2	2,2	1,7	2,1	2,6
Aragon	3	1,7	4	4,3	3,3
Asturias	7,5	4,2	6	2,7	2,8
Balearic Islands	1,7	0,9	2,8	2,4	2,8
Canary Islands	3,7	5,8	4,9	3	2,3
Cantabria	5	1,7	2	2,6	1
Castille and Leon	1,9	1,6	2	2,8	3,6
Castille-La Mancha	3,3	2,1	3,7	4	3,9
Catalonia	3,7	3,6	3,2	2,7	3,5
Valencian Comm.	2,5	3	2,5	2	2,9
Extremadura	6,9	4,3	4,3	4,7	3,3
Galicia	2,2	2,1	2,2	2,2	3,1
Madrid	4,1	3,6	3,1	4,3	5,1
Murcia	4,8	4,4	3	2,7	2,3
Navarre	11,3	4	4,5	3	4,5
Basque Country	4,6	6,4	5,3	7,3	7,7
Rioja (La)	18	6	15	3	6
<b>Spain</b>	<b>3,4</b>	<b>3,2</b>	<b>3,1</b>	<b>3</b>	<b>3,5</b>

**Provincial Courts. Criminal Appeals**

	<b>2.006</b>	<b>2.005</b>	<b>2.004</b>	<b>2.003</b>	<b>2.002</b>
Andalusia	0,6	0,7	0,6	0,7	0,7
Aragon	1,5	1,4	1,4	1,7	1,8
Asturias	0,5	0,2	0,3	0,4	0,3
Balearic Islands	1,5	2,5	2,4	1,4	1,2
Canary Islands	3	2,9	3,2	2,7	1,6
Cantabria	0,7	0,4	0,4	0,5	0,6
Castille and Leon	0,6	0,5	0,6	0,6	0,6
Castille-La Mancha	0,9	0,5	0,5	0,7	1
Catalonia	1,4	1,6	1,6	1,6	1,5
Valencian Comm.	0,5	0,4	0,4	0,5	0,6
Extremadura	0,2	0,2	0,1	0,2	0,4
Galicia	0,8	0,9	0,9	1,4	1,5
Madrid	0,9	0,9	0,8	1	1,1
Murcia	0,6	0,8	0,9	0,7	0,7
Navarre	1,5	1,1	1,3	1,4	1,9
Basque Country	0,5	0,7	0,7	0,9	1
Rioja (La)	0,9	0,7	0,3	0,5	0,9
<b>Spain</b>	<b>1,0</b>	<b>1,0</b>	<b>1,0</b>	<b>1,1</b>	<b>1,0</b>

**Courts of the Administrative Jurisdiction**

	2.006	2.005	2.004	2.003	2.002
Administrative Courts	4,9	4,2	3,4	3,1	3,0
H.C.J. .Contentious Administrative Chamber	16,5	16,4	15,1	14,4	16,5
Central Administrative Court	4,5	3,2	2,4	2,1	2,3
National court. Contentious Administrative Chamber	7,7	8,6	9,1	9,1	8,7
High Court 3rd Chamber	8,2	9,9	8,9	9,2	8,1

**Cases of the Administrative Courts**

	2.006	2.005	2.004	2.003	2.002
Land Development	7,2	6,0	5,2	5,0	5,2
Expropriation	6,5	5,3	2,5	4,0	4,1
Contracting	6,2	5,5	5,0	4,3	2,9
Ownership	6,7	5,3	4,9	3,7	4,3
Tax	5,1	4,7	3,9	3,8	3,7
Enviroment	6,0	5,2	4,8	4,0	4,5
Personal	4,7	4,5	3,6	2,6	2,5
Acts of infringement	5,7	4,8	3,9	3,2	-
Acts of settlement	6,2	5,9	5,0	3,5	-
Immigration	4,5	3,4	2,8	3,4	-
Penalties	4,8	3,9	3,2	2,6	2,5

**Cases of the Contentious Administrative Chambers of the High Courts of Justice**

	2.006	2.005	2.004	2.003	2.002
Personal	15,9	14,6	14,4	17,0	18,6
Local taxes	24,1	22,9	23,0	25,1	29,6
Other taxes	13,0	13,9	15,0	15,6	17,1
Local legal regime	26,2	23,4	19,2	17,7	17,9
Compulsory expropriation	20,9	19,0	17,3	18,2	24,2
Land Development	15,8	16,6	15,6	14,5	17,3
Fundamental rights	3,3	6,3	7,0	4,4	5,0
Infrigements and penalties	21,1	22,1	20,9	22,5	27,4
Immigration	24,9	21,0	13,7	8,7	7,4
Other materials	15,3	14,8	15,1	14,3	14,3
Appeal resources	5,1	4,6	4,6	5,1	4,4
Complaint resources	3,0	2,9	2,6	2,6	2,4



**Courts of the Labour Jurisdiction**

	2.006	2.005	2.004	2.003	2.002
Labour Courts	2,7	2,6	2,5	2,3	2,3
H.C.J. Labour Chamber	4	3,8	3,8	3,5	3,6
National Court. Labour Chamber	2,1	2,1	2,1	1,8	1,7
High Court 4th Chamber	7	7,1	6,4	5,1	4,7

**Cases of the Labour Courts**

	2.006	2.005	2.004	2.003	2.002
Collective disputes	1,9	1,7	1,6	1,7	1,6
Dismissals	1,3	1,4	1,4	1,3	1,4
Amounts	3	2,9	2,8	2,7	2,3
Social Security	3,1	2,9	2,9	2,7	2,6

**Cases of the Labour Chambers of the High Courts of Justice**

	2.006	2.005	2.003	2.002	2.001
Andalusia	2,9	2,9	2,7	2,7	2,8
Aragon	2	2,0	1,7	1,4	1,4
Asturias	2,2	2,1	2,1	2,1	1,4
Balearic Islands	2,7	2,3	2,3	2,9	3,2
Canary Islands	6,1	5,5	5,1	4,4	3,7
Cantabria	2,5	3,0	2,8	2,3	1,8
Castille and Leon	1,9	1,7	1,5	1,6	2,0
Castille-La Mancha	2,3	1,9	2,2	2,1	2,2
Catalonia	2,3	2,2	2,3	2,2	2,3
Valencian Comm.	2,9	3,3	3,5	3,1	2,6
Extremadura	1,8	1,4	1,7	1,5	1,8
Galicia	3	2,7	2,6	2,1	2,0
Madrid	2,3	2,1	2,0	1,6	1,7
Murcia	2	1,7	1,7	1,7	1,4
Navarre	2,4	2,1	2,0	2,1	1,8
Basque Country	2,1	2,1	2,0	2,2	2,3
Rioja (La)	1,9	1,2	2,0	1,0	2,8
<b>Spain</b>	<b>2,7</b>	<b>2,6</b>	<b>2,5</b>	<b>2,3</b>	<b>2,3</b>

## Complaints<sup>23</sup>

---

<sup>23</sup> Source: Data 2006 of the Citizens Service Unit of the GCJ

### Claims and complaints by jurisdictional sector (\*)

Jurisdictional sectors	No. Claims	% Percentage
Civil Registry	4.047	44,4%
Civil Family	373	4,1%
Civil Commercial	5	0,0%
Civil	1177	13,0%
Criminal	2.258	24,8%
Criminal Domestic Violence	147	1,6%
Prison supervisory	258	3,0%
Juvenile	53	0,6%
Administrative contentious	145	1,6%
Labour	147	1,6%
Governmental	512	5,6%
Unspecified	1.425	15,6%
<b>Total</b>	<b>10.547</b>	<b>100%</b>

(\*) The table does not include the claims and complaints submitted to the Inspection Service because the data have not been provided..

### Claims and complaints by petitioner

Type of petitioner in the proceedings	Number	Percentage
Private individuals	9.846	77,9%
Legal professionals	1.260	10,0%
Penitentiary centre convicts	886	7,0%
Public officials	110	0,9%
Collectives/associations	94	0,7%
Businesses	70	0,6%
Judicial Bodies	60	0,5%
Technical bodies of the GCJ	49	0,4%
Public bodies	31	0,2%
Anonymous	225	1,8%
Unspecified	5	0,0%
<b>Total</b>	<b>12.636</b>	<b>100,0%</b>

### Claims and complaints by type of petitioner

Persons and entities	Number	Percentage
Men	7.238	57,3%
Women	4.831	38,2%
Legal entity	211	1,7%
Judicial body	53	0,4%
Other	303	2,4%
<b>Total</b>	<b>12.636</b>	<b>100,0%</b>

### Claims and complaints by body they are refer to

Judicial Bodies	Number	Percentage
Court of first instance and magistrates	3.738	33,9%
Court of first instance	2.156	19,6%
Magistrates Court	1.098	10,0%
Central Civil Registry	659	6,0%
Exclusive Civil Registry	587	5,3%
Criminal Court	481	4,4%
Court offices	456	4,1%
Provincial Court	350	3,2%
Prison Supervisory Court	229	2,1%
Labour Court	170	1,5%
High Court of Justice	128	1,2%
Administrative-Contentious Court	105	1,0%
Violence against Women Court	64	0,6%
Juvenile Court	43	0,4%
Commercial Court	9	0,1%
National Court	46	0,4%
Central magistrates Court	45	0,4%
High Court	44	0,4%
Central Prison Supervisory Court	7	0,1%
Central Administrative-Contentious Court	3	0,0%
Central Criminal Courts	1	0,0%
Central Military Court	3	0,0%
Military Court	3	0,0%
Exclusive Courts of the Judiciary	56	0,5%
Auxiliary Services	75	0,7%
Justice of the Peace	87	0,8%
Generic Judicial bodies	189	1,7%
Unspecified Judicial body	180	1,6%
<b>Total</b>	<b>11.012</b>	<b>100,0%</b>

**Breakdown of other institutions that the claims and  
complaints are referred to**

	<b>Number</b>	<b>%</b>
Chartered Institute of Lawyers	94	7,6%
Chartered Institute of Solicitors	7	0,6%
Medical expert clinic or Institute of legal medicine	110	8,8%
Legal Aid Services	72	5,8%
Penitentiary Centres	62	5,0%
Public Prosecutor	60	4,8%
General Council of the Judiciary	11	0,9%
General State Government	20	1,6%
State and Autonomous Communities which have power in resources for administration of justice	52	4,2%
Local Administration	20	1,6%
Other Bodies or services of Autonomous Communities	10	0,8%
Constitutional Court	14	1,1%
Security Forces and Bodies	29	2,3%
Others	25	2,0%
Generic	189	15,2%
Unspecified	470	37,8%
<b>Total</b>	<b>1.245</b>	<b>100,0%</b>

**Territorial distribution of the bodies**

	<b>Number</b>
State	815
Andalusia	1.751
Aragon	140
Asturias	186
Balearic Islands	187
Canary Islands	646
Cantabria	96
Castille and Leon	352
Castille-La Mancha	370
Catalonia	1.478
Valencian Comm.	1.434
Extremadura	109
Galicia	376
Madrid	2.607
Murcia	196
Navarre	46
Basque Country	256
Rioja (La)	64
Unspecified	1.317
<b>Total</b>	<b>12.426</b>

**Reasons for claims and complaints petitions, suggestions and request for information**

<b>Classification of reasons</b>	<b>Number</b>	<b>Percentage</b>
Relating to the functioning of courts	9.518	75,3%
Disagreement with the final decision	1.762	13,9%
Suggestions	139	1,1%
Petitions for information	368	2,9%
Gratitudes	26	0,2%
Unclassified	820	6,5%
<b>Total</b>	<b>12.633</b>	<b>100,0%</b>

### Breakdown of grounds for claims and complaints relating to functioning

<b>Modern justice open to citizens</b>	
Transparent justice	357
Understanding justice	5
Considerate justice	2.586
Justice answerable to citizens	92
Prompt and technologically advanced justice	5.443
<b>Justice that protects the weakest</b>	
Protection of the victims of crime	25
Protection of minors	4
Protection of the disabled	116
Immigrants in the justice system	4
<b>A relationship of trust with Lawyers and Solicitors</b>	
Conduct that correctly follows the legal code	21
An informed citizen	4
Publicly-funded quality justice	24
<b>Other grounds not contained in the Charter of Rights</b>	
Professional work	249
Form of carrying out the work	588
<b>Total</b>	<b>9.518</b>

### Claims, complaints, suggestions and petitions for information in writing, according to the body from which the proceedings are sought

	Year 2005	Year 2006	Variation
To the GCJ Citizen Service Unit	7.966	8.054	1,10%
To Other Government Bodies	2.222	2.225	0,14%
To the Inspection Service	1.187	1.747	47,18%
<b>Total</b>	<b>11.375</b>	<b>12.026</b>	<b>5,7%</b>

**Measures of improvement implemented with regard to the complaints and suggestions setting up**

<b>Type of measure implemented</b>	<b>Number</b>	<b>Percentage</b>
About proceedings	120	18,2%
The functioning of judicial office	73	11,1%
Human resources	191	29,0%
Material resources	114	17,3%
Transfer proceedings to competent court	118	17,9%
Study, measures and material resources	12	1,8%
Bring proceedings	12	1,8%
Bring proceedings and on file	13	2,0%
Disciplinary proceedings	5	0,8%
<b>Total</b>	<b>658</b>	<b>100,0%</b>